

TEXACRAFT[®]

BY BROWN JORDAN



TEXACRAFT®

BY BROWN JORDAN

Since 1975, Texacraft® has been the one-stop-shopping destination for outdoor commercial furniture. Our quality and reliability are unparalleled, as is our selection—which is why thousands of customers turn to us for their multifamily housing, hotel, casino, country club, REIT projects, and more.

When you trust us with your furniture needs, you'll experience our best-in-class customer experience, and our commitment to building strong, long-lasting client relationships during every step of the buying process. Our North American-based company is among the few with an internal sales team, and a dedicated customer service department, so you'll be working with the same, real, accessible people from order to delivery. And that's just the beginning of our relationship. At Texacraft, we don't just take pride in what we do, we take pride in how we do it.

This year brings some exciting news from Texacraft. For the first time, we've expanded our offerings to include indoor furnishings. The new Texacraft Interiors collection, which includes sofas, sectionals, lounge chairs, dining chairs, benches, desk chairs, and more, offers a wide range of high-design styles, ideal for lobbies, restaurant seating, common areas and more. As always, we're launching new collections and products for 2022, including the bold, versatile Era Modular. With its extra-wide aluminum extrusion framing, thick, premium seat cushions, and highly configurable modular components, Era makes a strong contemporary style statement—and stands up to windy settings. Another stylish and practical option: Our new outdoor power station collection offers a range of ways to provide power for mobile and A/V communication, or simply to add accent lighting. As you will see, there are many exciting new line extensions for 2022.

We hope you'll enjoy browsing our 2022 catalog: It's filled with thousands of products expressly designed to fit the many different needs of your projects. You can rest assured that we at Texacraft stand behind each and every one, offering you, and all our customers, an unrelenting commitment to quality, design excellence, customer service, and enduring partnership.

From our Texacraft team to yours, thank you for your business.

The Texacraft Team




Euro Form Net Barstool

THE FACTORY TOUR



A host of machines that cut and bend the extrusions go to work forming the frames. Stacks upon stacks of cut extrusions make their way to the welding room where any one of 59 welding booths awaits the delivery.



Keeping abreast of the latest manufacturing technology helps us keep costs down while keeping the process lean and efficient. The addition of several robotic welders has proven this approach to be worthwhile. More robotic welding stations are being planned for.



The upholstery department is another large part of the factory where thousands of bolts of fabric, stacks and rolls of foam and fiber are warehoused. Several large cutting tables cut the fabric from patterns in preparation for sewing at any one of the 40 sewing stations.



We take quality very seriously. We have our own in-house testing laboratory. This department has many different stations that test the quality of the paint, extrusions, vinyl, etc. Stress tests are also conducted to ensure the frames are strong enough to withstand commercial use.



Other departments in the factory are creating furniture components. Some of which include the aluminum stamping machine. This device takes blank aluminum sheets that are placed underneath a die that punches out patterns and shapes for our stamped table tops.



After receiving several washes, the frames are quick dried and enter the powder coating booths. The thick coating of polyester powder covers the raw aluminum with an extremely durable, protective finish coat.



When completed, the furniture is inspected, securely wrapped for protection and placed into a heavy duty corrugated box for shipping. A newly installed box making machine makes boxes custom sized for each piece of furniture. A process that only takes seconds to complete.



Pride in Quality. That's what the more than 850 employees of Texacraft focus on every day. We thank you for your business.

TABLE OF CONTENTS

CUSHION

- 8 Era Modular
- 12 Southern Cay Cushion Modular
- 14 Southern Cay Cushion
- 16 Vibe Modular
- 20 Array Modular
- 24 Edge Modular Cushion
- 26 Structure

WOVEN

- 28 Nexus
- 40 Coeur d'Alene
- 46 Alon
- 48 Zuma
- 50 Lantana
- 54 Southern Cay Woven

COMPOSITE

- 56 Meza Aluminum
- 60 Seascape
- 64 Lagoon
- 70 Euro Form
- 80 Texawood

SLING

- 84 Vision Sling
- 86 Vision Padded Sling
- 88 Array Sling
- 92 Southern Cay Sling
- 94 Edge Sling
- 96 Edge Padded Sling
- 98 Shoreline Sling
- 100 Shoreline Padded Sling
- 102 Scandia Sling
- 104 Key West Sling

STRAP

- 106 Scandia Crossweave
- 108 Oasis
- 110 Splash

TOPS AND TABLES

- 112 Extruded Aluminum Slat Tops
- 113 Geo Stamped Aluminum Tops
- 113 Geo Solid Surface Aluminum Tops
- 114 Table Bases For Alternative Tops
- 116 Meza Fully Welded Aluminum Tables
- 117 Portico Restaurant Collection
- 118 Cafe Dining and Bar Tables
- 119 Matrix Stamped Aluminum Tables
- 120 Starburst Stamped Aluminum Tables
- 121 Fully Welded Aluminum Slat Top Tables
- 121 Fiberglass Slate Tables
- 122 Acrylic Tables
- 123 Fiberglass Cubes

MISCELLANEOUS

- 124 Outdoor Power Station
- 127 Site Furnishings
- 134 Dog Park Site Furnishings
- 137 Fiberglass Planters & Containers
- 140 Nest Gas Lantern
- 141 Euro Height Gas Fire Tables
- 142 In-Pool Collection
- 147 Outdoor Games
- 149 Daybeds
- 151 Cabanas
- 156 Casual Extras -
Shade Structure & Towel Valet
- 157 Umbrellas & Umbrella Bases
- 164 Frame Finishes
- 165 Vinyl Colors & Fiberglass Finishes
- 167 Fabrics
- 186 Replacement Cushions &
Optional Seat Pads

TEXACRAFT INTERIORS

- 195 Dining Chair
- 197 Stools
- 202 Lounge Chairs
- 203 Sofas / Sectionals
- 208 Benches / Ottomans
- 211 Desk Task Chairs
- 212 Fabrics
- 216 Finishes
- 219 Accents

STYLE GUIDE - CHAIRS



Alon
M81001



Coeur d'Alene
M74001AC



Lantana
M75001



Lantana
M75004



Nexus Rosewood
M77001



Nexus Driftwood
M77004D



Southern Cay Woven
M76001



Zuma
M87002



Array Modular
M31002



Edge Modular
M34002



Era
M58002



Southern Cay Modular
M35002



Southern Cay
Cushion
M36001



Structure
M28002



Vibe Modular
M32002



Array Sling
M5101S



Edge Sling
M5201S



Edge Padded Sling
M5201PS



Scandia Sling
M4501S



Shoreline Sling
M4901S
Also available in
Padded Sling



Southern Cay Sling
M66001



Vision Padded Sling
M4410PS



Vision Sling
M4401S



Key West Sling
M8001R



Oasis Sling
M4009S

STYLE GUIDE - CHAIRS



Meza
M5601A



Meza
M5601



Seascape
M82001



Seascape
M82010



Lagoon
Rue
7025-V8



Lagoon
Magnolia
7023W8-CC



Lagoon
Koppla
7027-OG



Lagoon
Alissa
7050-B7



Lagoon
Sensilla
7052-Y7



Lagoon
Nido
7055-N5



Lagoon
Angel's Trumpet
7058-B9



Lagoon
Zigozago
7060-BC



Lagoon
Monstera
7066V4-OLLGN



Lagoon
Brazo
7202-N3



Euro Form
Bora Armchair
40242.16.000



Euro Form
Bora Bistro Chair
40243.07.000



Euro Form
Trill Armchair
40250.56.010



Euro Form
Trill Bistro Chair
40253.49.000



Euro Form
Doga Armchair
40254.21.000



Euro Form
Doga Bistro Chair
40255.18.000



Euro Form
40256.16.000
Doga Relax Chair



Scandia Crossweave
M4501CW



Oasis Crossweave
M3005CW



Splash Strap
M4009

STYLE GUIDE - CHAISE LOUNGES



Alon
M81009



Lantana
M75009



Nexus
M77009
Nexus M77069



Zuma
M87009



Southern Cay Woven
M76009A



Era
M58009
Era M58069



Southern Cay Cushion
M36009



Structure
M28009



Vibe
M32009



Array Sling
M5129SR



Edge Sling
M5209S



Edge Padded Sling
M5209PS



Edge Sling
M5229S
Edge Padded Sling M5229PS



Shoreline Padded Sling
M4909PS
Shoreline Sling M4909S



Meza Sling
M5609S



Scandia Sling
M4509S



Southern Cay Sling
M66009



Southern Cay Sling
M66009A



Vision Sling
M4409S



Vision Padded Sling
M4409PS



Key West Sling
M8009



Key West Sling
M7229R



Oasis Sling
M4102S



Seascape
M82009

STYLE GUIDE - CHAISE LOUNGES



Oasis Crossweave
M3105CW



Scandia Crossweave
M4509CW



Splash Strap
M4102



Euro Form
Atlantico Chaise
40450.00.104



Vision Sling

ERA MODULAR

Finish - Silver Fabric - 5424



Designed by John Caldwell

❗ IMPORTANT ORDERING INFORMATION

Era Modular should be ordered with only solid or textured fabrics.
Fabrics with stripes or prints are not recommended on modular collections.



M58002
Armless Straight Chair
32"W 32.75"D 32.75"H 17"SH
Weight: 60.5



M58004
Lounge Chair
39.5"W 32.75"D 32.75"H 17"SH 22.5"AH
Weight: 96.25



M58008
Square Modular Ottoman
32"W 32"D 16.5"H
Weight: 39.75



M58032
Square Corner Chair
32"W 32.75"D 32.75"H 17"SH
Weight: 81.25



M58035L
Modular Left Arm Chair
37.25"W 32.75"D 32.75"H
17"SH 22.5"AH
Weight: 82



M58035R
Modular Right Arm Chair
37.25"W 32.75"D 32.75"H
17"SH 22.5"AH
Weight: 82



M58033
Curved Corner Chair
32.75"W 32.75"D 32.75"H 17"SH
Weight: 55.5

Not available with sling fabric.
Consult sales representative for
more information.



M58038
Curved Ottoman
32"W 32"D 17.675"H
Weight: 35



M58028
Rectangular Ottoman
22"W 30"D 17.675"H
Weight: 35



M1331
One Piece Wedge Pillow
Shown with M38035R,
M38002

- ~ Contemporary design style
- ~ Extra wide aluminum extrusion framing
- ~ Extra thick premium seat cushions
- ~ Available in all frame finishes


- ~ Modular components provide endless configurations
- ~ Heavy weight frames are a good choice for windy environments
- ~ Optional kidney pillow sold separately

ERA MODULAR

Finish - Silver Fabric - 5438, 5165



Designed by John Caldwell



M1331 One Piece Wedge Pillow
24"W x 2.5" (top) X 4" (bottom) D x 10.5"H
Fits M58002, M58004,
M58035L, M58035R
Weight: 1.1



M1352 Two Piece Wedge Pillow Set
M1332 Back Right Wedge Pillow
20"W x 2.5" (top) X 4" (bottom) D x 10.5"H
M1333 Back Left Wedge Pillow
24"W x 2.5" (top) X 4" (bottom) D x 10.5"H
Fits M58032
Weight: 2.2 (set)



M1334 One Piece Curved
Wedge Pillow
29.5"W x 2.5" (top) X 4" (bottom) D x 10.5"H
Fits M58033
Weight: 1.5



M1546
Chaise Pillow for M58009
26"W 5"D 10"H
Weight: 1.8



M58009
Standard Chaise Lounge
26"W 84"D 41.5"H 14.75"SH
Weight: 80.75



M1547
Chaise Pillow for M58069
37.5"W 5"D 10"H
Weight: 2.4



M58069
Chaise Lounge XL
38"W 84"D 41.5"H 14.75"SH
Weight: 92.25



M58007
Square Cocktail Table
32"W 32"D 19"H
Weight: 40.25



M58020RS
Round Occasional Stacking Table
21"W 21"D 19"H
Weight: 16



M58021SQ
21" Square Side Table
21"W 21"D 18.625"H
Weight: 26



M58037
Quarter End Table
32"W 32"D 19"H
Weight: 35.25



M58039
Half Oval End Table
32"W 32"D 19"H
Weight: 34.5



M58075
Console Table
58"W 15"D 24"H
Weight: 41

SOUTHERN CAY MODULAR



Circular Chaise Bed



Round Bed

SOUTHERN CAY MODULAR



The Southern Cay frame is created from a heavy duty, low profile elliptical extrusion.

! IMPORTANT ORDERING INFORMATION

Southern Cay Modular should be ordered with only solid or textured fabrics. Fabrics with stripes or prints are not recommended on modular collections.

Design Patents D698,170; D698,169; D698,174; D698,173



M35002
Single Chair
35"W 35"D 28"H 16"SH
Weight: 30

M35002P
with Premium cushion



M35004
Lounge Chair
35"W 33"D 28"H 16"SH 25.25"AH
Weight: 33

M35004P
with Premium cushion



M35022
Double Chair
70"W 35"D 28"H 16"SH
Weight: 47

M35022P
with Premium cushions



M35032
Square Corner Chair
35"W 35"D 28"H 16"SH
Weight: 34

M35032P
with Premium cushion



M35033
Circular Corner Chair
35"W 35"D 28"H 16"SH
Weight: 26

M35033P
with Premium cushion
Not available with sling fabric. Consult sales representative for more information.



M35034
Quarter Circle (inside circle)
98.5"W 35"D 28"H 16"SH
Weight: 91

M35034P
with Premium cushion
Not available with sling fabric. Consult sales representative for more information.



M35038
Circular Ottoman
35"W 35"D 16"H
Weight: 20

M35038P
with Premium cushion



M35008
Square Ottoman
35"W 35"D 16"H
Weight: 20

M35008P
with Premium cushion



M35007
Coffee Table
Stamped Aluminum Top
35"W 35"D 14.5"H
Weight: 33



M35006
Occasional Table, Stacking
Stamped Aluminum Top
21"W 21"D 19"H
Weight: 9

- ~ Contemporary design
- ~ Created from heavy-walled elliptical aluminum extrusion
- ~ Ergonomic shaped back cushion for added comfort
- ~ Aluminum strap cushion seat substructure

- ~ Nylon foot glides protect furniture and floor surface
- ~ All modular pieces affix with specially designed "U" clip
- ~ Available in all frame finishes
- ~ Deep seating cushions are made from fiber wrapped foam

SOUTHERN CAY CUSHION

Finish - Silver Fabric - 500, 5416 Throw pillows sold separately.



Designed by John Caldwell

SOUTHERN CAY CUSHION



M36001
Dining Chair
27.5"W 32.5"D 37"H 19.5"SH 24.75"AH
Weight: 28

M36001P
with Premium cushion



M36002
Lounge Chair
30.5"W 32.5"D 35.5"H 18.5"SH 23.75"AH
Weight: 29

M36002P
with Premium cushion



M36008
Ottoman
28"W 23.5"D 18"H
Weight: 15

M36008P
with Premium cushion



M36009
Chaise Lounge
24.25"W 85.5"D 51"H 19.25"SH 23"AH
Weight: 54

M36009P
with Premium cushion



M36003
Sofa
78.5"W 32.5"D 35.5"H 21"SH 23.75"AH
Weight: 60

M36003P
with Premium cushions



M36022
Loveseat
54.5"W 32.5"D 35.5"H 21"SH 23.75"AH
Weight: 42

M36022P
with Premium cushions

Southern Cay fire pits are available in Black, Bronze, Antigua and Silver.
These colors are perfect complements with Texacraft's own finishes.

Shown with optional round glass windscreen
FP010-GLASS sold separately



M35PITSLV
Southern Cay Fire Table - Silver
44.125"W 44.125"D 26.25"H
Weight: 133 lbs. (with glass rock)
Weight: 92 lbs. (without glass rock)



Easy access door with
slide out tank tray

FP010-GLASS
Fire Table Glass Windscreen
(4 pieces)



M35PITBKN
Southern Cay Fire Table - Black
M35PITBRZ
Southern Cay Fire Table - Bronze
M35PITN4
Southern Cay Fire Table - Antigua



Burner cover stores
conveniently on the side
when not in use

- ~ Operates with standard 20 lb. LP gas tank (not included)
- ~ Tank hides neatly inside the base
- ~ Tank sits on a wheel tray for easy access
- ~ Door has a magnetic closure
- ~ Generates 55K BTU

- ~ Optional Glass Windscreen Sold Separately
- ~ Burner cover converts to usable tabletop
- ~ Includes Glass Rock
- ~ Burner cover stores neatly away on hook on outside of base

VIBE MODULAR

Finish - Java Fabric - 5404



❗ IMPORTANT ORDERING INFORMATION

Vibe Modular items should only be ordered with solid or textured fabrics.
 Fabrics with stripes or prints are not recommended on modular collections.
 Arms/Surround **ONLY AVAILABLE** in Natural Teak color as shown.



M32002
 Armless Chair
 26"W 31"D 31.5"H 20.5"SH
 Weight: 28
M32002P
 with Premium cushion



M32032L
 Square Corner Chair - Left
 32"W 31"D 32.5"H 20.5"SH 31.5"AH
 Weight: 38
M32032LP
 with Premium cushion



M32032R
 Square Corner Chair - Right
 32"W 31"D 32.5"H 20.5"SH 31.5"AH
 Weight: 38
M32032RP
 with Premium cushion



M32035R
 Square End Chair - Right
 32"W 31"D 32.5"H 20.5"SH 31.5"AH
 Weight: 36
M32035RP
 with Premium cushion



M32035L
 Square End Chair - Left
 32"W 31"D 32.5"H 20.5"SH 31.5"AH
 Weight: 36
M32035LP
 with Premium cushion



M32022
 Loveseat
 63.5"W 31"D 32.5"H 20.5"SH 31.5"AH
 Weight: 73
M32022P
 with Premium cushions



M32003
 Sofa
 90"W 31"D 32.5"H 20.5"SH 31.5"AH
 Weight: 99
M32003P
 with Premium cushions

Vibe arms/surround have the look of natural teak and is a product made from recycled milk jugs, detergent bottles, etc. Refer to page 80 for more information on our Texawood product.

- ~ Mid-century modern inspired design
- ~ Pieces are modular and affix to one another with nylon clips
- ~ Arms made from TexaWood- created from recycled plastics
- ~ Arms only available in Texawood Teak color (shown)
- ~ Frames are aluminum extrusion
- ~ Chair side panels created from 3/16" stamped aluminum sheets
- ~ Back cushion is ergonomically formed for comfort
- ~ Frame available in all finishes

VIBE MODULAR

Finish - Java Fabric - 5404



These tops and side frames are created from 3/16" solid aluminum sheets.
Arms/Surround **ONLY AVAILABLE** in Natural Teak color as shown



M32007
Square Table
27"W 27"D 17"H
Weight: 24



M32006
End Table
16"W 16"D 18.5"H
Weight: 9



M32067
Rectangular Occasional Table
40"W 24"D 14.5"H
Weight: 27



M32009
Chaise Lounge with Wheels
31"W 78"D 38.5"H 19"SH 23"AH Weight: 53
M32009P
with Premium cushion



M32004
Lounge Chair
36.5"W 31"D 32.5"H 20.5"SH 31.5"AH
Weight: 54
M32004P with Premium cushion



M32008
Lounge Chair Ottoman
27.5"W 26.5"D 20.5"H Weight: 17
M32008P
with Premium cushion

ARRAY MODULAR

Finish - Smooth White Fabric - 5404

Finalist for the 2016 Pinnacle Award - Summer/Casual category hosted by the American Society of Furniture Designers



Designed by John Caldwell



❶ IMPORTANT ORDERING INFORMATION

Array Modular should be ordered with only solid or textured fabrics. Fabrics with stripes or prints are not recommended on modular collections.



***M31052**

Curved Double Segment
60"W 34"D 30.5"H 18"SH
Weight: 62

M31052P

with Premium cushion

***(4) M31052 create a complete
1/2 circle seating ensemble**



M31035L

Double Left Arm Segment
61.125"W 34"D 30.5"H 18"SH 30.5"AH
Weight: 72

M31035LP

with Premium cushions



M31035R

Double Right Arm Segment
61.125"W 34"D 30.5"H 18"SH 30.5"AH
Weight: 72

M31035RP

with Premium cushions



M31058

Circular Ottoman
60"W 34"D 18"H
Weight: 36

M31058P

with Premium cushion



M31008

Square Ottoman
34"W 34"D 18"H
Weight: 28

M31008P

with Premium cushion



M31038

Quarter Round Ottoman
34"W 34"D 18"H
Weight: 25

M31038P

with Premium cushion

- ~ Mid-century modern inspired design
- ~ Pieces are modular including tables
- ~ Curved shaped pieces yield endless serpentine configurations
- ~ Frames created from aluminum extrusions

- ~ Available in all frame finishes
- ~ Back cushion is form fitted and ergonomically shaped
- ~ Back cushions utilize Fast Track attachment/removal method
- ~ Table tops are created from 3/16" solid, stamped aluminum

ARRAY MODULAR

Finish - Smooth White Fabric - 5404



Designed by John Caldwell

! IMPORTANT ORDERING INFORMATION

Array Modular should be ordered with only solid or textured fabrics.
Fabrics with stripes or prints are not recommended on modular collections.



M31004
Lounge Chair
38"W 31"D 33"H 18"SH 25"AH
Weight: 47
M31004P
with Premium cushion



M31002
Straight Armless Segment
28"W 34"D 30.5"H 18"SH
Weight: 39
M31002P
with Premium cushion



M31028
Lounge Chair Ottoman
27"W 20"D 18"H
Weight: 21
M31028P
with Premium cushion



M31033
Circular Corner Segment
34"W 34"D 30.5"H 18"SH
Weight: 42
M31033P
with Premium cushion
Note: Not available with sling fabric.
Contact sales representative for more information.



M31032
Square Corner Segment
34"W 34"D 30.5"H 18"SH
Weight: 47
M31032P
with Premium cushion



M31007
Square Cocktail Table
34"W 34"D 16.5"H
Weight: 33
Solid Surface Aluminum Top



M31067
Rectangular Occasional Table
34"W 16.5"D 16.5"H
Weight: 21
Solid Surface Aluminum Top



M31037
Quarter Round Table
34"W 34"D 16.5"H
Weight: 28
Solid Surface Aluminum Top



M31066
Small Occasional Table
22"W 16"D 21.5"H
Weight: 6
Solid Surface Aluminum Top

EDGE MODULAR CUSHION

Finish - Smooth White Fabric - 3033



Throw pillows sold separately.

This modular collection should only be ordered with solid or textured fabrics. Fabrics with stripes or prints are not recommended on modular collections.

This collection is MODULAR and can be arranged in any configuration to fit your outdoor space. Visit our website to see some ideas. The possibilities are unlimited.

Designed by John Caldwell



FAST TRACK RAIL

Insert back cushion spline into channel for easy on and easy off.



! IMPORTANT ORDERING INFORMATION

Edge Modular Cushion is only available in the following finishes: Antigua, Textured Pewter, Black, Smooth White, Antique Bisque, Silver, Patina, Bronze, Olympic Gold and Java. Not available with striped fabrics.



M34032
Square Corner Chair
44.5"W 44.5"D 44"H 19"SH
Weight: 64
M34032P
with Premium cushion



M34033
Circular Corner Chair
44.5"W 44.5"D 44"H 19"SH
Weight: 56
M34033P
with Premium cushion
Cushions not available with sling fabric.
Consult sales representative for more
information.



M34002
Armless Chair
36.5"W 44.5"D 44"H 19"SH
Weight: 49
M34002P
with Premium cushion



M34034
Circular Outside Corner Chair
44.5"W 44.5"D 44"H 19"SH
Weight: 50
M34034P
with Premium cushion
Cushions Not Available with Sling Fabric.
Consult sales representative for more
information.



M34008
Square Ottoman
36.5"W 36.5"D 18.5"H
Weight: 33
M34008P
with Premium cushion



M34038
Circular Ottoman
36.5"W 36.5"D 18.5"H
Weight: 30
M34038P
with Premium cushion



M34007
Square End Table
36.5"W 36.5"D 17"H
Weight: 35



M34006
Round Occasional Table
18.5"W 18.5"D 19"H
Weight: 8



M34037
Circular End Table
36.5"W 36.5"D 17"H
Weight: 29

- ~ Extra wide heavy wall extrusion
- ~ Sling back cushion support in coordinating finish color
- ~ "Fast Track" rail for each back cushion attachment and removal

- ~ Modular pieces fit together with clip to eliminate movement
- ~ "Privacy Height" frame offers personal space
- ~ Available in specific frame finishes - listing top of page

STRUCTURE

Finish - Smooth White Fabric - 5586
Throw pillows sold separately.



The Structure Collection is created from a robust, multi-dimensional extrusion. Wide surface provides comfortable arm support.



M28002
Lounge Chair
30"W 32"D 37"H 20.5"SH 26"AH
Weight: 36.5

M28002P
with Premium cushion



M28008
Lounge Ottoman
30"W 25.5"D 19"H
Weight: 24

M28008P
with Premium cushion



M28009
Chaise Lounge with Wheels
34"W 80.5"D 45"H 23"AH 18"SH
Weight: 65

M28009P
with Premium cushion



M28003
Sofa
79"W 32"D 37"H 20.5"SH 26"AH
Weight: 76.5

M28003P
with Premium cushions



M28022
Loveseat
54.5"W 32"D 37"H 20.5"SH 26"AH
Weight: 57.5

M28022P
with Premium cushions

- ~ Contemporary style
- ~ Extra wide, dimensional extrusion
- ~ Aluminum slat back cushion support

- ~ Available in all frame finishes
- ~ Nylon foot glides protect feet and surface

NEXUS

Weave - Rosewood Fabric - 5404

Rosewood

Select Nexus products are also available in Driftwood weave color. (pages 35-39)
Barstool seat pads and throw pillows sold separately.



M77001

Stacking Dining Chair With Arms
24.5"W 25"D 34"H 17"SH 25"AH
Weight: 14

M1701 Seat pad sold separately.
M1701P Premium Seat pad sold separately.



M77093

Bar Stool With Arms
24"W 20.5"D 39"H 27"SH 35"AH
Weight: 17

M1701 Seat pad sold separately.
M1701P Premium Seat pad sold separately.



M77094

Backless Bar Stool
21"W 18"D 27"H
Weight: 13

M1970 Seat pad sold separately.
M1970P Premium Seat pad sold separately.



M77093B

Balcony Height Stool With Back
24"W 21"D 34.5"H 23"SH 31"AH
Weight: 16.5

M1701 Seat pad sold separately.
M1701P Premium Seat pad sold separately.



M77094B

Backless Balcony Stool
21"W 18.5"D 23"H
Weight: 10.5

M1970 Seat pad sold separately.
M1970P Premium Seat pad sold separately.



M77036BSQU

36" Square Balcony Height Table With Hole
36"W 36"D 35"H
Weight: 32



M77048SQU

Square Dining Table With Hole
48"W 48"D 28"H
Weight: 34




M77036SQU

Square Dining Table With Hole
36"W 36"D 28"H
Weight: 30



M77036HSQU

Bar Table With Hole
36"W 36"D 39"H
Weight: 33



Acrylic underlayment on table top prior to weaving. Adds support to weave. Applies to all tables.

~ Transitional design
~ Select pieces available in Driftwood weave (pages 35-39)
~ Proprietary polyethylene weave material with UV stabilizers
~ Hand woven over painted, tubular aluminum frame

~ Acrylic underneath all table tops for support of weave
~ Seat cushions include Velcro ties that affix to eyelets built into frame
~ Nylon foot glides protect furniture and floor surface



Another great modular collection from Texacraft. Shape it to fit the space and enjoy the relaxing comfort of this very popular collection. The beautiful hue of Nexus' Rosewood Weave color will coordinate with any environment and any fabric selection. Apply the special frame clips to hold everything in place.

Weave - Rosewood Fabric - 902
Throw pillows sold separately

Select Nexus products are also available in Driftwood weave color. (pages 35-39)



M77032
Corner Chair
35"W 35"D 31"H 17.5"SH
Weight: 40
M77032P
with Premium cushion



M77004
Lounge Chair
34.5"W 34.75"D 31"H 17.5"SH 27.5"AH
Weight: 44
M77004P
with Premium cushion



M77002
Armless Single Chair
27"W 35"D 31"H 17.5"SH
Weight: 28
M77002P
with Premium cushion



M77018SQ
Square Side Table
18.5"W 18.5"D 19"H
Weight: 4.2



M77030SQ
Coffee Table
30"W 30.25"D 17.5"H
Weight: 27



M77024SQ
End Table
24"W 24"D 17.5"H
Weight: 21



M77008
Ottoman
27"W 27"D 17.5"H
Weight: 19
M77008P
with Premium cushion



M77022
Armless Two Seat
53"W 35"D 31"H 17.5"SH
Weight: 56
M77022P
with Premium cushions



M77009
Stack Chaise Lounge
30.5"W 92.75"D 42.5"H 14.5"SH
Weight: 47
M1709 Chaise pad sold separately.
M1709P Premium chaise pad
sold separately
M1710 Chaise pillow sold separately.



M77069
Double Chaise Lounge
60.5"W 92.5"D 42.5"H 14.5"SH
Weight: 94
Ships with (2) **M77009** chaises,
(2) **M1709** chaise pads and (3) special clips
to securely join the chaises together.
M77069P same as above with Premium Chaise pads



NEXUS

Weave - Rosewood

Throw pillows sold separately.

Throw pillows sold separately.



RED
M77086R

ORANGE
M77086O

YELLOW
M77086Y

LIME
M77086L

BLUE
M77086B

📌 IMPORTANT ORDERING INFORMATION

Only the Nexus M77086 Side Table/Stool is available in bright weave colors above.
All other pieces in the Nexus line are NOT available in these bright weave colors.



M77086
Side Table/Stool
20"W 20"D 17.5"H
Weight: 10
Available in additional bright weave colors.
See previous page.



Side table converts to stool
Shown with optional pad - **M1971**
M1971 Pad sold separately.
M1971P Premium Pad sold separately



M77081
Barrel Chair with Seat Pad
36.5"W 36.5"D 30"H 17"SH
Weight: 28
M77081P
with Premium Seat pad



M77003
3 Seat Sofa
86"W 35"D 31.5"H 17.5"SH 27.5"AH
Weight: 75
M77003P with Premium cushions



M77022A
Loveseat
60"W 35"D 31.5"H 17.5"SH 27.5"AH
Weight: 64
M77022AP with Premium cushions



M77062R
Grande Lounger
60"W 35"D 31.5"H 17.5"SH 27.5"AH
Weight: 64
M77062P with Premium cushion



M77068R
Grande Lounger Ottoman
52"W 35"D 17.5"SH
Weight: 40
M77068RP
with Premium cushion



M77082
Ultra Lounge Without Canopy
66"W 35"D 34.5"H 17.5"SH
Weight: 51
M77082P
with Premium cushion



M77088
Ultra Ottoman
57.5"W 28"D 17.5"SH
Weight: 36
M77088P with Premium cushion



M77085*
Ultra Lounge with Canopy
66"W 35"D 36.5"H Closed 63"H Open 17.5"SH
Weight: 62
M77085P* with Premium cushion
Canopy should not be opened in windy conditions.



M77040
Waste Receptacle
26"W 26"D 40.5"H
Weight: 40
One-sided opening.
32 gallon liner included.



M77041
Towel Rack
24.25"W 24.25"D 40.75"H
Weight: 46.5

NEXUS

Weave - Rosewood Fabric - 5404

Throw pillows sold separately.



M77030

Quarter Circle Without Back
98"W 34"D 17.5"H
Weight: 44

M77030P

with Premium cushions



M77033

Quarter Circle With Back
98"W 34"D 32"H 17.5"SH
Weight: 74

M77033P

with Premium cushions



M77036

Round Table
30"W 30"D 17"H
Weight: 16



M77038

Quarter Ottoman
34"W 34"D 17.5"H
Weight: 23

M77038P with Premium cushion

NEXUS

Weave - Driftwood



Driftwood





M77001D
Stack Dining Chair with Arms
24.5"W 25"D 34"H 17"SH 25"AH
Weight: 14

M1701 Seat pad sold separately.
M1701P Premium Seat pad sold separately.



M77093D
Bar Stool with Arms
24"W 20.5"D 39"H 27"SH 35"AH
Weight: 17

M1701 Seat pad sold separately.
M1701P Premium Seat pad sold separately.



M77094D
Backless Bar Stool
21"W 18.5"D 27"H
Weight: 13

M1970 Seat pad sold separately.
M1970P Premium Seat pad sold separately.



M77093BD
Balcony Height Stool with Back
24"W 21"D 34.5"H 23"SH 31"AH
Weight: 16.5

M1701 Seat pad sold separately.
M1701P Premium Seat pad sold separately.



M77094BD
Backless Balcony Height Stool
21"W 18.5"D 23"H
Weight: 10.5

M1970 Seat pad sold separately.
M1970P Premium Seat pad sold separately.



M77036HSQUD
36" Bar Table with Hole
36"W 36"D 39"H
Weight: 33



M77036BSQUD
36" Sq. Balcony Height Table with Hole
36"W 36"D 35"H
Weight: 32



M77048SQUD
48" Sq. Dining Table with Hole
48"W 48"D 28"H
Weight: 34



M77036SQUD
36" Sq. Dining Table with Hole
36"W 36"D 28"H
Weight: 30

NEXUS

Weave - Driftwood Fabric - 5404
Throw pillows sold separately.



Driftwood



Also available in Rosewood weave color. (pages 28-34)



M77024SQD
End Table
24"W 24"D 17.5"H
Weight: 21



M77030SQD
Coffee Table
30"W 30"D 17.5"H
Weight: 27



M77018SQD
Square Side Table
18.5"W 18.5"D 19"H
Weight: 4.2



M77002D
Armless Single Chair
27"W 35"D 31"H 17.5"SH
Weight: 28
M77002DP
with Premium cushion



M77022D
Armless Two Seat
53"W 35"D 31"H 17.5"SH
Weight: 60
M77022DP
with Premium cushions



M77032D
Corner Chair
35"W 35"D 31"H 17.5"SH
Weight: 40
M77032DP
with Premium cushion



M77022AD
Love Seat
60"W 35"D 31.5"H 17.5"SH 27.5"AH
Weight: 66
M77022ADP
with Premium cushions



M77003D
Three Seat Sofa
86"W 35"D 31.5"H 17.5"SH 27.5"AH
Weight: 75
M77003DP
with Premium cushions



M77062D
Grande Lounger
60"W 35"D 31.5"H 17.5"SH 27.5"AH
Weight: 66
M77062DP
with Premium cushion



M77068D
Grand Lounger Ottoman
52"W 35"D 17.5"SH
Weight: 40
M77068DP
with Premium cushion



M77004D
Lounge Chair
34.5"W 34.75"D 31"H
17.5"SH 27.5"AH
Weight: 44
M77004DP
with Premium cushion



M77008D
Ottoman
27"W 27"D 17.5"SH
Weight: 19
M77008DP
with Premium cushion



M77081D
Barrel Chair
36.5"W 36.5"D 30"H
17.5"SH
Weight: 28
M77081DP
with Premium cushion



Side table
converts to
stool with
optional pad

M77086D
Side Table/Stool
20"W 20"D 17.5"H
Weight: 10
Available in additional
Bright weave colors. (page 26)
M1971 Pad sold separately.
M1971P Premium Pad sold separately



M77009D
Stack Chaise Lounge
30.5"W 92.75"D 42.5"H 14.5"SH
Weight: 47
M1709 Chaise pad sold separately.
M1709P Premium Chaise pad
sold separately.
M1710 Chaise pillow sold separately.



M77069D
Double Chaise Lounge
60.5"W 92.5"D 42.5"H 14.5"SH
Weight: 94
Ships with (2) **M77009D** chaises,
(2) **M1709** chaise pads and (3) special clips to securely join
the chaises together.
M77069DP same as above with Premium Chaise pads



M77041D
Towel Rack
24.25"W 24.25"D 40.75"H
Weight: 46.5



M77040D
Waste Receptacle
26"W 26"D 40.5"H
Weight: 36



M77082D
Ultra Lounger
Without Canopy
66"W 35"D 34.5"H 17.5"SH
Weight: 51
M77082DP
with Premium cushion



M77085D*
Ultra Lounge with Canopy
66"W 35"D 36.5"H (Closed)
63"H (Open) 17.5"SH
Weight: 62
M77085DP
with Premium cushion



M77088D
Ultra Lounger Ottoman
57.5"W 28"D 17.5"SH
Weight: 36
M77088DP
with Premium cushion

*Canopy only available in Sunbrella® fabric **5404 Canvas Natural**.

COEUR D'ALENE

Finish - Bronze Weave - Oyster Fabric - 495

Oyster Weave



Designed by John Caldwell

! IMPORTANT ORDERING INFORMATION

Note: Bench and Garden Stool cushions are sold separately and are only available in solid and/or textured fabrics. **Not** available with pattern/prints or striped fabrics.

M1867/M1867P Chair cushion sets are sold separately and are available in all fabrics.



M74001AC shown with optional seat and back cushion set.

M1867 and **M1867P** Seat and back cushion set sold separately.

Also available: **M1865** and **M1865P** Seat cushion **ONLY** sold separately.



M74014AC
Bar Stool with Arms
23.5"W 23.5"D 43.5"H 30.5"SH 38"AH
Weight: 26



M74014C
Armless Bar Stool
23.5"W 23.5"D 43.5"H 30"SH
Weight: 24



M74014BAC
Balcony Stool with Arms
23.5"W 23.5"D 40"H 27.5"SH 34.5"AH
Weight: 25



M74014BC
Armless Balcony Stool
23.5"W 23.5"D 40"H 27.5"SH
Weight: 24



M74001AC
Dining Chair with Arms
23.5"W 23.5"D 31.5"H 17.5"SH 25"AH
Weight: 23



M74001C
Armless Side Chair
23.5"W 23.5"D 31.5"H 17.5"SH
Weight: 20



M74065C
5' Bench
60"W 19"D 18"H
Weight: 31

M1870 Two seat pads sold separately.
M1870P Premium Two seat pads sold separately.



M74061C
Garden Stool
23"W 19"D 18"H
Weight: 24

M1869 Seat pad sold separately.
M1869P Premium seat pad sold separately.



M77040D
Waste Receptacle
26"W 26"D 40.5"H
Weight: 36
One-sided opening.
32 gallon liner included.
In coordinating weave color Driftwood.

~ Contemporary design
~ Table tops are stamped aluminum
~ Frame created from extruded aluminum

~ Separate seat and back pads held secure in frame with ties to eyelets
~ Seat and back pads are sold separately
~ Available in all frame finishes

COEUR D'ALENE

Finish - Patina Weave - Oyster Fabric - 870



Designed by John Caldwell

! IMPORTANT ORDERING INFORMATION

Coeur d'Alene should be ordered with only solid or textured fabrics.
Fabrics with stripes or prints are not recommended on modular collections.



M74002C
Armless Lounge Chair
32.5"W 32.5"D 32.5"H 18"SH
Weight: 44

M74002P
with Premium cushion



M74035C
Left or Right End Chair
32.5"W 32.5"D 32.5"H 18"SH
Weight: 52
Left shown. For right, switch arm and back cushions.

M74035P
with Premium cushion



M74032C
Square Corner Chair
32.5"W 32.5"D 32.5"H 18"SH
Weight: 51

M74032P
with Premium cushion



M74033C
Circular Corner Chair
32.5"W 32.5"D 32.5"H 18"SH
Weight: 52

M74033P
with Premium cushion



M74004C
Arm Lounge Chair
36.5"W 32.5"D 32.5"H 18"SH 26.5"AH
Weight: 63

M74004P
with Premium cushion



M74008C
Square Ottoman
32.5"W 32.5"D 18.5"H
Weight: 34

M74008P
with Premium cushion



M74038C
Circular Ottoman
32.5"W 32.5"D 18.5"H
Weight: 34

M74038P
with Premium cushion



M74007C
Cocktail Table with Stamped Top
32.5"W 32.5"D 18"H
Weight: 45



M74006C
End Table with Stamped Top
24"W 24"D 19.5"H
Weight: 29

- ~ Contemporary design
- ~ Modular aspect allows configurations for any setting
- ~ Furniture components held together with two nylon clips
- ~ Nylon clips keep furniture from moving front/back and side/side
- ~ Frame created from extruded aluminum

- ~ Cushions lock into frame without the need of ties
- ~ Table tops are stamped aluminum
- ~ Optional throw pillows (page 192)
- ~ Available in all frame finishes


COEUR D'ALENE

Finish - Patina Weave - Oyster Fabric - 170
Throw pillows sold separately.



Designed by John Caldwell

OYSTER WEAVE



Having the look and feel of real wicker, this proprietary weave creation was the result of dedicated time and effort. The material is a mix of polyethylene and UV inhibitors with no acrylic additives. Both the texture and coloration are achieved from the hands of an extrusion artist who intuitively adds the correct amount of pigment to the weave during precise temperature intervals in the production process. The weave coloration is infused throughout the core of the weave. The result is a beautiful, natural weathered weave material. All pieces of Coeur d'Alene are hand woven, strand by strand, by highly skilled artists. One chair can take more than a day to weave.

**M74022C**

Loveseat

64.5"W 33"D 30.5"H 18.5"SH 27"AH

Weight: 86

M74022P

with Premium cushions

**M74003C**

Sofa

95.5"W 33"D 30.5"H 18.5"SH 27"AH

Weight: 115

M74003P

with Premium cushions

**M74067C**

Rectangular Coffee Table with Stamped Top

40.5"W 25.5"D 18"H

Weight: 29

**M74050C**

Console Table

64.5"W 15.5"D 26.5"H


Weight: 47

- ~ Contemporary design
- ~ Coordinates with Coeur d'Alene modular furniture
- ~ Sofa and love seat are not modular in design
- ~ Frame created from extruded aluminum
- ~ Cushions lock into frame without the need of ties

- ~ Table tops are stamped aluminum
- ~ Console top and shelves include fiberglass under weave for support
- ~ Optional throw pillows (page 192)
- ~ Available in all frame finishes

ALON

Finish - Copper Weave - Beachwood



Beachwood



Designed by John Caldwell

**M81001**

Dining Chair
26"W 28.5"D 35.5"H 18.5"SH 24.5"AH
Weight: 18.5

M1881P Premium Seat pad
sold separately.

M10011P Premium Chair pad
sold separately.

**M81002**

Lounge Chair
32"W 30"D 33.25"H 16.5"SH 23.25"AH
Weight: 22

M1882P Premium Seat pad
sold separately.

M10012P Premium Chair pad
sold separately.

**M81008**

Ottoman
24.25"W 21.5"D 15.5"H
Weight: 11.5

M1888P Premium Ottoman pad
sold separately.

**M81007**

Nesting Spa Chair
28.5"W 24"D 27.75"H 11"SH 16.5"AH
Weight: 16.5

M1881P Premium Seat pad
sold separately.

M10011P Premium Chair pad
sold separately.

**M81009**

Chaise Lounge w/Arms
34"W 82.5"D 47.75"H 16.5"SH 21"AH
Weight: 48.5

M10009P Premium Chaise pad
sold separately.

**M81014**

Bar Stool
26"W 28.5"D 45.75"H 29"SH 35"AH
Weight: 22

M81014B

Balcony Stool
26"W 28.5"D 40.75"H 23.75"SH 28.75"AH
Weight: 21

M1881P Premium Seat pad
sold separately.

M10011P Premium Chair pad
sold separately.

**M81022**

Loveseat
59.25"W 30"D 33.25"H 16.5"SH 23.25"AH
Weight: 38

M1882P Premium Seat pad
sold separately.

M10012P Premium Chair pad
sold separately.

**M81003**

Sofa
86"W 30"D 33.25"H 16"SH 23.25"AH
Weight: 54

M1882P Premium Seat pad
sold separately.

M10012P Premium Chair pad
sold separately.

**M81086**

Drum Table with stamped
aluminum top
18"W 18"D 18"H
Weight: 11.5

~ Transitional, rustic design style
~ Frame is aluminum extrusion
~ Frame is available in all powder coat finishes

~ Weave is textural and multi-colored for natural appearance
~ Optional chair and seat pads are available only in Premium construction

ZUMA

Weave - Sapphire



Designed by John Caldwell

SPECIAL ORDER WEAVE COLORS

The Zuma Collection is also available for order in these colors.
Contact your sales representative for lead times.



M87002BLU
Blue



M87002RED
Red



M87002YEL
Yellow



M87002LIM
Lime



M87002SLT
Slate

The Zuma Collection will be stocked in the following weave colors for immediate shipment: Sapphire (SAP), Rosewood (RWD), Driftwood (DWD) and Orange (ORG). The Towel rack is only stocked in the Sapphire, Rosewood and Driftwood weave colors.



Shown Nesting

M87002SAP

Nest Lounge Chair with Folding Back (Sapphire)

32"W 43.25"D 36"H 17.5"SH

Weight: 30.5



M87002RWD

Nest Lounge Chair with Folding Back (Rosewood)

32"W 43.25"D 36"H 17.5"SH

Weight: 30.5



M87002DWD

Nest Lounge Chair with Folding Back (Driftwood)

32"W 43.25"D 36"H 17.5"SH

Weight: 30.5



M87002ORG

Nest Lounge Chair with Folding Back (Orange)

32"W 43.25"D 36"H 17.5"SH

Weight: 30.5



Shown Nesting

M87009SAP

Nest Chaise Lounge with Folding Back (Sapphire)

32"W 69.5"D 38.5"H 17.75"SH

Weight: 46



M87008SAP

Stack Lounge Ottoman (Sapphire)

27"W 30.5"D 16"H 16"SH

Weight: 8.5



M87006DWD

Stack Side Table (Driftwood)

23"W 26.5"D 16"H

Weight: 7.5



*M77041SAP

Towel Rack (Sapphire)

24.25"W 24.25"D 40.75"H

Weight: 46.5

*Not stocked in Orange Weave

STOCK COLORS


Lounge Chair, Chaise Lounge, Ottoman, Side Table and Towel Rack available in these 4 weave colors.



Sapphire



Rosewood



Driftwood



*Orange

- ~ Contemporary design
- ~ Stock colors available for immediate shipment
- ~ Additional colors available as special order with longer lead times
- ~ Aluminum powder coated frames
- ~ Weave can vary by color

- ~ All pieces either nest or stack
- ~ Ottoman stores underneath lounge chair
- ~ Side table stores underneath chair and chaise
- ~ Folding back has single position

LANTANA

Weave - Slate

Slate



Designed by John Caldwell



M75001
Nesting Dining Chair
25.5"W 26.5"D 34"H 17.5"SH 23.5"AH
Weight: 20

M1945 Seat pad sold separately.
M1945P Premium Seat pad sold separately.
M1946 Back pad sold separately.



M75014
Bar Stool
22"W 28"D 45.5"H 30"SH 35.5"AH
Weight: 25

M1945 Seat pad sold separately.
M1945P Premium Seat pad sold separately.
M1946 Back pad sold separately.



M75014B
Balcony Stool
22"W 28"D 40.5"H 25"SH 30.5"AH
Weight: 24

M1945 Seat pad sold separately.
M1945P Premium Seat pad sold separately.
M1946 Back pad sold separately.



M75048RD
48" Round Dining Table
48"W 48"D 29"H
Weight: 31



M75042SQ
42" Square Dining Table
42"W 42"D 29"H
Weight: 31



M75036HSQ
36" Square Bar Table
36"W 36"D 39"H
Weight: 27



M75036HRD
36" Round Bar Table
36"W 36"D 39"H
Weight: 24



M75036BSQ
36" Square Balcony Table
36"W 36"D 34"H
Weight: 27




M75036BRD
36" Round Balcony Table
36"W 36"D 34"H
Weight: 24

Dining tables require assembly of top to base.

- ~ Contemporary design
- ~ Frame created from extruded aluminum
- ~ Dining chairs nest for convenient storage
- ~ All tables have umbrella holes

- ~ Dining tables have adjustable feet
- ~ Cushions secure to frame
- ~ Fiberglass underneath table top weave for support

LANTANA



Designed by John Caldwell

Throw pillows sold separately.

This collection is MODULAR and can be arranged in any configuration to fit your outdoor space. Visit our website to see some ideas. The possibilities are unlimited!



M75009

Nesting Chaise Lounge
33"W 80.5"D 47"H 18"SH 23.5"AH
Weight: 50

M1948 Chaise pad sold separately.

M1948P Premium Chaise pad sold separately

M1966 Chaise head pillow sold separately.



M75016SQ

Stackable Side Table
16"W 16"D 18.5"H
Weight: 7



M75062 / M75068

Grande Lounger and Grande Ottoman
66"W 36"D 30"H 18"SH 21.5"AH Weight: 61
60.5"W 29"D 11.5"H 18.5"SH Weight: 31

M75062P / M75068P
with Premium cushion

! IMPORTANT ORDERING INFORMATION

Lantana Modular items should only be ordered with solid or textured fabrics.
Fabrics with stripes or prints are not recommended on modular collections.



M75004
Lounge Chair
36.5"W 34"D 33.5"H 18"SH 24.5"AH
Weight: 33

M75004P
with Premium cushion



M75003
Sofa
84"W 34"D 33.5"H 18.5"SH 24.5"AH
Weight: 70

M75003P
with Premium cushions



M75022
Loveseat
60.5"W 34"D 33.5"H 18"SH 24.5"AH
Weight: 66

M75022P
with Premium cushions



M75035R
Arm Chair - Right
34.5"W 34"D 33.5"H 18"SH 24.5"AH
Weight: 33

M75035RP
with Premium cushion



M75002
Armless Chair
28.5"W 34"D 33.5"H 18"SH
Weight: 29

M75002P
with Premium cushion



M75035L
Arm Chair - Left
34.5"W 34"D 33.5"H 18"SH 24.5"AH
Weight: 33

M75035LP
with Premium cushion




M75032
Corner Chair - Square
34"W 34"D 33.5"H 18"SH
Weight: 35

M75032P
with Premium cushion



M75008
Ottoman
29"W 23.5"D 15.5"H 18"SH
Weight: 16


M75008P
with Premium cushion



M75007
Coffee Table
35"W 35"D 18"H
Weight: 33



M75066
Occasional Table
22.5"W 22"D 18"H
Weight: 20



M75006
Side Table
27"W 22"D 18"H
Weight: 31



M75050
Console Table
52"W 15.5"D 25"H
Weight: 34

SOUTHERN CAY WOVEN

Finish - Patina Weave - Oyster

Oyster Weave

Designed by John Caldwell



M76001
Dining Chair
27.5"W 26.5"D 35.5"H 19"SH 24.75"AH
Weight: 25



M76014
Bar Stool
27.5"W 26.5"D 46.5"H 28.5"SH 35"AH
Weight: 28



M76014B
Balcony Height Stool
27.5"W 26.5"D 41.5"H 23.5"SH 30"AH
Weight: 27



M76009A
Chaise Lounge
29.5"W 81.5"D 47"H 17"SH 23"AH
Weight: 49



M76006
Sand Chair
26"W 31"D 29"H 12"SH 18.25"AH
Weight: 20



M76009
Armless Stack Chaise
26.5"W 81.5"D 47"H 17"SH
Weight: 44



M76008
Ottoman
25.5"W 22"D 17"H
Weight: 13

- ~ Contemporary design
- ~ Created from heavy-walled elliptical aluminum extrusion
- ~ Nylon foot glides protect furniture and floor surface

- ~ Woven bucket fully woven front and back
- ~ Available in all frame finishes

MEZA

Finish - Antigua

Shown with optional seat pad M1845 - sold separately.





M5601A
Nesting Dining Chair Aluminum
Slat Seat with Arms
26.5"W 24.25"D 33.25"H 18.75"SH 24.75"AH
Weight: 24

M1845 Seat pad sold separately.

M1845P Premium Seat pad
sold separately.



M5601
Nesting Dining Chair Aluminum
Slat Seat Armless
22.5"W 24.25"D 33.25"H 18.75"SH
Weight: 23

M1845 Seat pad sold separately.

M1845P Premium Seat pad
sold separately.



M5607S
Nesting Spa Chair
26.5"W 28"D 27.5"H 11"SH 17"AH
Weight: 12



M5601AS
Nesting Dining Chair Sling
Seat with Arms
22.5"W 28.5"D 34.75"H 17.5"SH 25"AH
Weight: 15



M5601S
Nesting Dining Chair
Sling Seat Armless
22.5"W 28.5"D 34.75"H 17.5"SH
Weight: 13



M5609S
Nesting Chaise Lounge Sling w/Wheels
30.5"W 79.5"D 41.5"H 16"SH 22"AH
Weight: 39



M9607-ST
36" Square
Cocktail Table (No Hole)
36"W 36"D 18.25"H
Weight: 36



M9624-ST
Side Table
23.75" Round 21.25"H
Weight: 16



M9630-BE
End Bench (Surface Mount)
30"W 18.5"D 18.5"H
Weight: 18
M1847 End Bench pad sold
separately.
M1847P Premium End Bench pad
Only available in solid or textured
fabrics. Not available in stripe or
patterned fabrics.



M9665-BE
Side Bench (Surface Mount)
65"W 18.5"D 18.5"H
Weight: 31
M1846 Side Bench pad sold
separately.
M1846P Premium Side Bench pad
Only available in solid or textured
fabrics. Not available in stripe or
patterned fabrics.

- ~ Transitional design
- ~ Perfectly suited for restaurant seating
- ~ Created entirely from extruded aluminum
- ~ Optional seat pads attach underneath with hidden Velcro
- ~ Benches designed for surface mount or foot glides

- ~ Chairs are available in aluminum slat or sling seat buckets
- ~ Benches slightly dished for added comfort
- ~ Available in all frame finishes
- ~ See page 116 for recommended tables

MEZA

Finish - Antigua Fabric - 871

Shown with optional seat pad M1845 - sold separately.



Designed by John Caldwell



M5694
Backless Bar Stool
18.125"W 17.25"D 29"H
Weight: 13
M1849 Seat pad sold separately.
M1849P Premium Seat pad sold separately.



M5694B
Backless Balcony Stool
18.125"W 17.25"D 24"H
Weight: 12
M1849 Seat pad sold separately.
M1849P Premium Seat pad sold separately.



M9654-ST
54" Round Dining Table
with Hole
54"W 54"D 29.5"H
Weight: 62



M9630-HST
30/40 Rectangular
Bar Height Table
with hole
40"W 29"D 39.5"H
Weight: 39



M5605S
Bar Stool
26.5"W 28"D 46"H 28"SH 35"AH
Weight: 19



M5605SB
Balcony Stool
26.5"W 28"D 41"H 23"SH 30"AH
Weight: 18



M5607
Nesting Spa Chair
26.5"W 27"D 26.5"H 11"SH 17"AH
Weight: 21.5

M1845 Seat pad sold separately.
M1845P Premium Seat pad sold separately.



M5605
Bar Stool
26.5"W 27.5"D 45"H 29"SH 35"AH
Weight: 28

M1845 Seat pad sold separately.
M1845P Premium Seat pad sold separately.



M5605B
Balcony Stool
26.5"W 27.5"D 40"H 24"SH 30"AH
Weight: 27

M1845 Seat pad sold separately.
M1845P Premium Seat pad sold separately.



M9642-HST
42" Square Bar Height Table with Hole (Surface Mountable)
42"W 42"D 39.5"H
Weight: 52.5



M9636-BST
36" Square Balcony Height Table with Hole (Surface Mountable)
36"W 36"D 34.5"H
Weight: 41.5



M9642-BST
42" Square Balcony Height Table with Hole (Surface Mountable)
42"W 42"D 34.5"H
Weight: 50.5



M9636-HST
36" Square Bar Height Table with Hole (Surface Mountable)
36"W 36"D 39.5"H
Weight: 43.5

- ~ Transitional design
- ~ Perfectly suited for restaurant seating
- ~ Created entirely from extruded aluminum
- ~ Optional seat pads attach underneath with hidden Velcro
- ~ Benches designed for surface mount or foot glides

- ~ Chairs are available in aluminum slat or sling seat buckets
- ~ Benches slightly dished for added comfort
- ~ Available in all frame finishes
- ~ See page 116 for additional recommended tables

SEASCAPE

Finish - Antigua Lumber - White



Designed by John Caldwell

**M1891P****M82001**

Dining Chair with Arms, Stacking
26.375"W 25.5"D 33.5"H 18.5"SH 25.25"AH
Weight: 35

M1891P Premium Seat pad sold separately.

**M82010**

Armless Side Chair, stacking
20.875"W 25.5"D 33.5"H 18.5"SH
Weight: 31

M1891P Premium Seat pad sold separately.

**M82007**

Spa Chair, stacking
26.375"W 25.5"D 28.5"H 13.5"SH 20.25"AH
Weight: 32.5

M1891P Premium Seat pad sold separately.

**M82014**

Bar Stool w/Arms
26.375"W 25.5"D 43.5"H 28.5"SH 35.25"AH
Weight: 39

M1891P Premium Seat pad sold separately.

**M82014B**

Balcony Stool w/Arms
26.375"W 25.5"D 38.5"H 23.5"SH 30.25"AH
Weight: 37.5

M1891P Premium Seat pad sold separately.

**M82009**

Chaise Lounge with wheels, stacking
30.25"W 82"D 40.25"H 17.63"SH
Weight: 77

M10013P Premium Chaise Lounge Seat/Back pad, sold separately.

**M82020RD**

Round Side Table, stacking,
with Stamped Aluminum Top
18.625"W 18.625"D 18.25"H
Weight: 8

Note: Table top inner circle may be ordered in a different finish than the outer rim and legs. Available in all finishes.

**M82020SQ**

Square Side Table with
Texawood Lumber Top
20.75"W 20.75"D 18.125"H
Weight: 14.5

**M82036-ST**

36" Square Dining Table w/umb. hole
37.75"W 37.75"D 29.5"H
Weight: 41.5

M82042-ST

42" Square Dining Table w/umb. hole
43.375"W 43.375"D 29.5"H
Weight: 50

**M82036-BST**

36" Square Balcony Table
with umbrella hole
37.75"W 37.75"D 34.25"H
Weight: 45

M82042-BST

42" Square Balcony Table
with umbrella hole
43.375"W 43.375"D 34.25"H
Weight: 52.5

**M82036-HST**

36" Square Bar Table
with umbrella hole
37.75"W 37.75"D 39.25"H
Weight: 47

M82042-HST

42" Square Bar Table
with umbrella hole
43.375"W 43.375"D 39.375H
Weight: 56.5

**M82054-ST**

27/54 Rect. Dining Table no hole
54.5"W 27"D 29.625"H
Weight: 43

M82063-ST

34/63 Rectangular Dining Table
with umbrella hole
66"W 35.5"D 29.5"H
Weight: 50

**M82054-BST**

27/54 Rectangular Balcony Table
no hole
54.5"W 27"D 34.25"H
Weight: 45

**M82063-BST**

34/63 Rectangular Balcony
Table with umbrella hole
66"W 35.5"D 34.75"H
Weight: 65

SEASCAPE

Finish - Silver Lumber - Natural Teak



Designed by John Caldwell

**M82040**

6.5' Bench without Back Portable
78.5"W 20.125"D 20.125"H 18.125"SH
Weight: 58.5

**M82042**

6.5' Bench with Back and Arms,
4-Leg Portable
78.5"W 25.5"D 31.75"H 18.125"SH 25.375"AH
Weight: 84.5

**M82042-KIT**

Kit to make 042 and 040,
4-Leg bench, Surface
Mountable

**M82050**

6.5' Bench without Back Portable-
rounded arms
78.5"W 20.75"D 20.5"H 17.625"SH
Weight: 65

**M82052**

6.5' Bench with Back and Arms
Portable- rounded arms
78.5"W 25.375"D 31.375"H 17.625"SH 25.375"AH
Weight: 96

**M82062-KIT**

Kit to make 050, 052, 060, 062
benches, Surface Mountable

**M82060**

6.5' Bench without Back Portable- triangular arms
77.5"W 21.25"D 18.375"H 17.875"SH
Weight: 63

**M82062**

6.5' Bench with Back Portable- triangular arms
77.5"W 25.875"D 31.75"H
17.875"SH 24.75"AH
Weight: 96.5

**M82036-ADA**

36" Square Dining Table
with umbrella hole, ADA
37.625"W 37.625"D 31"H
Weight: 43.25

M82042-ADA

42" Square Dining Table
with umbrella hole, ADA
43.375"W 43.375"D 31"H
Weight: 51



Slate Gray (GY)
(Special Order)

Sand (SA)
(Special Order)

White (WH)
(In Stock)

Natural Teak (NT)
(In Stock)

- ~ Transitional design
- ~ Texawood HDPE Lumber made from recycled plastic
- ~ White and Natural Teak are stocked lumber colors

- ~ Sand and Slate Gray lumber are special order lumber colors with extended lead times
- ~ Chair seat pad and Chaise pad sold separately
- ~ Available in all frame finishes



Lagoon products are not only created to be functional, ergonomic and long lasting, but also with fashion and style. The beautiful, innovative product design is environmentally friendly, stain resistant and easily maintained. Made with high quality and non-toxic eco friendly polypropylene material, and manufactured using plastic injection molding technology, Lagoon provides comfort while maintaining its durability.



Lagoon Nido Chair



7055-N5
Nido – Brown
25.8"W 22.8"D 32.3"H 17.7"SH
Weight: 11



7055-G6
Gray



7055-V5
Green



7055-W9
White



7055-YB
Orange



7050-B7
Alissa Arm Chair – Blue
22.8"W 23.6"D 31.3"H 17.7"SH 25"AH
Weight: 9.7



7050-BF
Blue Green



7050-G6
Gray



7050-K5
Black



7050-R4
Red



7050-R7
Pink



7050-V5
Green



7050-W9
White



7050-YB
Orange



7050-Y7
Yellow



7058-B9
Angel's Trumpet – Light Blue
25.2"W 37.8"D 26.8"H 13"SH
Weight: 9.26



7058-K5
Black



7058-R1
Red



7058-V4
Green



7058-W9
White



7025-V8
Rue Armless Chair – Mint
18.9"W 22.8"D 34.6"H 17.7"SH
Weight: 8.6



7025-G6
Gray



7025-K4
Pearl Black



7025-N3
Brown



7025-N4
Camel



7025-OG
Metal Brass



7025-W8
White





7027-OG
Koppla Arm Chair, Stacking – Metal Brass
22.4"W 23.6"D 31.5"H 17.7"SH 25"AH
Weight: 10.34



7027-G6
Gray



7027-K4
Black Pearl



7027-N3
Brown



7027-N4
Camel



7027-W8
White



Stacks 7-8 high



7052-Y7
Sensilla Armless Chair, Stacking – Yellow
19.5"W 20.7"D 32.3"H 17.7"SH
Weight: 7.5



7052-B7
Blue



7052-G6
Gray



7052-G7
Dark Gray



7052-R4
Red



7052-R7
Pink



7052-V5
Green



7052-W9
White



7052-YB
Orange



Stacks 7-8 high



7060-BC
Zigozago – Light Blue
19.3"W 22"D 31.5"H 17.3"SH
Weight: 12.1



7060-BD
Navy Blue



7060-K5
Black



7060-R5
Salmon



7060-W9
White



7060-YD
Mustard



Does not stack



7202-N3
Brazo Dining Chair, Stacking – Brown
20.9"W 18.7"D 30.7"H 17.3"SH 25"AH
Weight: 7.9



7202-G6
Gray



7202-W9
White



Uniquely designed arms allow the chair to rest on a table top and provides quick and easy access to the floor for cleaning.



1 IMPORTANT ORDERING INFORMATION

Monstera Lounge Chairs are sold in sets of four (4)



7066B9-OLLGN

Monstera Lounge Chair
- Light Blue
27.6"W 31.9"D 39.8H 16.5"SH
Weight: 23.1



7066V4-OLLGN

Monstera Lounge Chair
- Light Green
27.6"W 31.9"D 39.8H 16.5"SH
Weight: 23.1



7066YF-OLLGN

Monstera Lounge Chair
- Yellow Gold w/brown legs
27.6"W 31.9"D 39.8H 16.5"SH
Weight: 23.1



7057A-VB

Mint Green

7057A-W9

White

7057A-Y8

Orange

7057A-R5

Joyous Stool - Salmon
16.9"W 16.1"D 22.8"H 18.1"SH
Weight: 5.7



7057C-R5

Salmon

7057C-VB

Mint Green

7057C-W9

White

7057C-Y8

Joyous Counter Stool - Orange
17.7"W 17.7"D 30.3"H 25.6"SH
Weight: 8.6



7057B-R5

Salmon

7057B-W9

White

7057B-Y8

Orange

7057B-VB

Joyous Bar Stool - Mint Green
17.9"W 18.1"D 34.3"H 29.5"SH
Weight: 9



7168-W

Heron Round
Dining Table
Powder Coated
Steel Legs - White
27.6"W 27.6"D 29.5"H
Weight: 15.4



7169-W

Heron Round
Dining Table
Powder Coated
Steel Legs - White
35.4"W 35.4"D 29.5"H
Weight: 19.8

Magnolia table tops are made from 100% injection molded polypropylene material. The design of the mold creates the look real woven furniture. The tops are extremely durable, easily kept clean and economically priced. It's amazingly realistic looking!

Tables 7020, 7021, 7022 need assembly.

Available Top Weave Colors



7020-D2-N4

Oslo Square Dining Table,
without umbrella hole
Rattan Top, Camel (Aluminum Legs)
37.4"W 37.4"D 29.5"H
Weight: 19.8

7020-D2-G6

Gray

7020-D2-K3

Black

7020-D2-N3

Brown

7020-D2-N4

Camel

7020-D2-W8

White



G6 Gray



K3 Black



N3 Brown



N4 Camel



W8 White



7021-D2-W8

Oslo Rectangular Dining Table
without umbrella hole
Rattan Top, White (Aluminum Legs)
68.9"W 37.4"D 29.5"H
Weight: 32

7021-D2-G6

Gray

7021-D2-K3

Black

7021-D2-N3

Brown

7021-D2-N4

Camel



7022-D2-W8

Russ Square Dining Table,
without umbrella hole
Rattan Top, White (Aluminum Legs)
26.8"W 26.8"D 29.5"H
Weight: 10.7

7022-D2-G6

Gray

7022-D2-K3

Black

7022-D2-N3

Brown

7022-D2-N4

Camel



7095-K5

Uno Side Table Black
17.5"W 22"D 20.9"H
Weight: 5.9



7095-G6

Gray

7095-W9

White



Magnolia Cushion

Like all products from the Lagoon Collection, Magnolia is a product line made from 100% injection molded polypropylene material. The polypropylene panels look like real woven furniture, are extremely durable and easily kept clean. With Texacraft's comfortable and long-lasting cushions, you have a quality, 'woven look' ensemble at an attractive price. Because the cushions affix to the furniture frame, you have worry free exposure in windy conditions.

Magnolia Cushion is only available with Premium cushion construction.



7023W8-LCP

Magnolia Loveseat

55.5"W 28"D 29.5"H 17.7"SH 25.5"AH
Weight: 51



7023W8-SFP

Magnolia Sofa

78.3W 28"D 29.5"H 17.7"SH 25.5"AH
Weight: 68.3



7023W8-ST

Magnolia Side Table

22.75"W 22.75"D 17.25"H
Weight: 9.5



7023W8-CCP

Magnolia Club Chair

32.7"W 28"D 29.7"H
17.7"SH 25.5"AH
Weight: 31.5



7023W8-OTP

Magnolia Ottoman

22.8"W 23"D 17.7"H
Weight: 11



7020W8-C2LG

37" Square Coffee Table,
Rattan Top, White (Alum Legs)
37.25"W 37.25"D 15"H
Weight: 27.6



7022W8-C2LG

27" Square Coffee Table,
Rattan Top, White (Aluminum Legs)
26.8"W 27"D 15"H
Weight: 9.2

EURO FORM

The Euro Form Collection is created from either high quality, batch-dyed fiberglass/polypropylene resins or 100% polypropylene depending on model. These very tough materials include UV additives for outdoor exposure. The process of creating the frames involves "air molding" technology which makes it possible to achieve closed shapes and guarantee a more hard-wearing and easy-to-clean product. These products are resistant to sunlight and atmospheric agents.



40326.00.000
Net Chair, Bianco, nesting
24"W 23"D 31.5"H 18.3"SH 26.5"AH
Weight: 9



40326.02.000
Net Chair, Anthracite, nesting
24"W 23"D 31.5"H 18.3"SH 26.5"AH
Weight: 9



40326.04.000
Net Chair, Salice, nesting
24"W 23"D 31.5"H 18.3"SH 26.5"AH
Weight: 9



40326.10.000
Net Chair, Tortora, nesting
24"W 23"D 31.5"H 18.3"SH 26.5"AH
Weight: 9



40326.56.000
Net Chair, Senape, nesting
24"W 23"D 31.5"H 18.3"SH 26.5"AH
Weight: 9



40326.75.000
Net Chair, Corallo, nesting
24"W 23"D 31.5"H 18.3"SH 26.5"AH
Weight: 9



Euro Form Doga Chair

The Doga collection is created from 100% batch-dyed resins.



40254.00.000

Doga Armchair, Bianco, stackable
23.6"W 22.25"D 32.87"H 18.31"SH
25.39"AH
Weight: 10.6



40254.02.000

Doga Armchair, Anthracite, stackable
23.6"W 22.25"D 32.87"H 18.31"SH
25.39"AH
Weight: 10.6



40254.15.000

Doga Arm Chair, Menta, stackable
23.6"W 22.25"D 32.87"H 18.31"SH
25.39"AH
Weight: 10.6



40254.16.000

Doga Armchair, Agave, stackable
23.6"W 22.25"D 32.87"H 18.31"SH
25.39"AH
Weight: 10.6



40254.18.000

Doga Armchair, Pera, stackable
23.6"W 22.25"D 32.87"H 18.31"SH
25.39"AH
Weight: 10.6



40254.21.000

Doga Armchair, Marsala, stackable
23.6"W 22.25"D 32.87"H 18.31"SH
25.39"AH
Weight: 10.6



40255.00.000

Doga Bistro Chair, Bianco, stackable
20.87"W 21.65"D 32.48"H 18.7"SH
Weight: 8.8



40255.02.000

Doga Bistro Chair, Anthracite, stackable
20.87"W 21.65"D 32.48"H 18.7"SH
Weight: 8.8



40255.15.000

Doga Bistro Chair, Menta, stackable
20.87"W 21.65"D 32.48"H 18.7"SH
Weight: 8.8



40255.16.000

Doga Bistro Chair, Agave, stackable
20.87"W 21.65"D 32.48"H 18.7"SH
Weight: 8.8



40255.18.000

Doga Bistro Chair, Pera, stackable
20.87"W 21.65"D 32.48"H 18.7"SH
Weight: 8.8



40255.21.000

Doga Bistro Chair, Marsala, stackable
20.87"W 21.65"D 32.48"H 18.7"SH
Weight: 8.8



40256.00.000

Doga Relax Chair, Bianco, stackable
27.56"W 29.7"D 29.9"H 16.3"SH 22.8"AH
Weight: 13.23



40256.02.000

Doga Relax Chair, Anthracite, stackable
27.56"W 29.7"D 29.9"H 16.3"SH 22.8"AH
Weight: 13.23



40256.15.000

Doga Relax Chair, Menta, stackable
27.56"W 29.7"D 29.9"H 16.3"SH 22.8"AH
Weight: 13.23



40256.16.000

Doga Relax Chair, Agave, stackable
27.56"W 29.7"D 29.9"H 16.3"SH 22.8"AH
Weight: 13.23



40256.18.000

Doga Relax Chair, Pera, stackable
27.56"W 29.7"D 29.9"H 16.3"SH 22.8"AH
Weight: 13.23



40256.21.000

Doga Relax Chair, Marsala, stackable
27.56"W 29.7"D 29.9"H 16.3"SH 22.8"AH
Weight: 13.23

**40242.00.000**

Bora Arm Chair, Bianco, stackable
23"W 21.7"D 33.9"H 18.3"SH 25.59"AH
Weight: 9.7

**40242.02.000**

Bora Arm Chair, Anthracite, stackable
23"W 21.7"D 33.9"H 18.3"SH 25.59"AH
Weight: 9.7

**40242.05.000**

Bora Arm Chair, Caffè, stackable
23"W 21.7"D 33.9"H 18.3"SH 25.59"AH
Weight: 9.7

**40242.07.000**

Bora Arm Chair, Rosso, stackable
23"W 21.7"D 33.9"H 18.3"SH 25.59"AH
Weight: 9.7

**40242.10.000**

Bora Arm Chair, Tortora, stackable
23"W 21.7"D 33.9"H 18.3"SH 25.59"AH
Weight: 9.7

**40242.16.000**

Bora Arm Chair, Agave, stackable
23"W 21.7"D 33.9"H 18.3"SH 25.59"AH
Weight: 9.7

**40242.39.000**

Bora Arm Chair, Celeste, stackable
23"W 21.7"D 33.9"H 18.3"SH 25.59"AH
Weight: 9.7

**40243.00.000**

Bora Bistro Chair, Bianco, stackable
19.3"W 21.3"D 32.7"H 18.3"SH
Weight: 8.15

**40243.02.000**

Bora Bistro Chair, Anthracite, stackable
19.3"W 21.3"D 32.7"H 18.3"SH
Weight: 8.15

**40243.05.000**

Bora Bistro Chair, Caffè, stackable
19.3"W 21.3"D 32.7"H 18.3"SH
Weight: 8.15

**40243.07.000**

Bora Bistro Chair, Rosso, stackable
19.3"W 21.3"D 32.7"H 18.3"SH
Weight: 8.15

**40243.10.000**

Bora Bistro Chair, Tortora, stackable
19.3"W 21.3"D 32.7"H 18.3"SH
Weight: 8.15

**40243.16.000**

Bora Bistro Chair, Agave, stackable
19.3"W 21.3"D 32.7"H 18.3"SH
Weight: 8.15

**40243.39.000**

Bora Bistro Chair, Celeste, stackable
19.3"W 21.3"D 32.7"H 18.3"SH
Weight: 8.15





Euro Form Trill Chair

**40250.00.000**

Trill Arm Chair, Bianco, stackable
23"W 21"D 32.5"H 18.7"SH 25.39"AH
Weight: 10.36

**40250.02.000**

Trill Arm Chair, Anthracite, stackable
23"W 21"D 32.5"H 18.7"SH 25.39"AH
Weight: 10.36

**40250.03.000**

Trill Arm Chair, Grigio, stackable
23"W 21"D 32.5"H 18.7"SH 25.39"AH
Weight: 10.36

**40250.10.000**

Trill Arm Chair, Tortora, stackable
23"W 21"D 32.5"H 18.7"SH 25.39"AH
Weight: 10.36

**40250.16.000**

Trill Arm Chair, Agave, stackable
23"W 21"D 32.5"H 18.7"SH 25.39"AH
Weight: 10.36

**40250.49.000**

Trill Arm Chair, Ottanio, stackable
23"W 21"D 32.5"H 18.7"SH 25.39"AH
Weight: 10.36

**40250.53.000**

Trill Arm Chair, Tobacco, stackable
23"W 21"D 32.5"H 18.7"SH 25.39"AH
Weight: 10.36

**40250.56.000**

Trill Arm Chair, Senape, stackable
23"W 21"D 32.5"H 18.7"SH 25.39"AH
Weight: 10.36

**40253.00.000**

Trill Bistro Chair, Bianco, stackable
19.7"W 20.3"D 32.5"H 18.7"SH
Weight: 9.25

**40253.02.000**

Trill Bistro Chair, Anthracite, stackable
19.7"W 20.3"D 32.5"H 18.7"SH
Weight: 9.25

**40253.03.000**

Trill Bistro Chair, Grigio, stackable
19.7"W 20.3"D 32.5"H 18.7"SH
Weight: 9.25

**40253.10.000**

Trill Bistro Chair, Tortora, stackable
19.7"W 20.3"D 32.5"H 18.7"SH
Weight: 9.25

**40253.16.000**

Trill Bistro Chair, Agave, stackable
19.7"W 20.3"D 32.5"H 18.7"SH
Weight: 9.25

**40253.49.000**

Trill Bistro Chair, Ottanio stackable
19.7"W 20.3"D 32.5"H 18.7"SH
Weight: 9.25

**40253.53.000**

Trill Bistro Chair, Tobacco stackable
19.7"W 20.3"D 32.5"H 18.7"SH
Weight: 9.25

**40253.56.000**

Trill Bistro Chair, Senape stackable
19.7"W 20.3"D 32.5"H 18.7"SH
Weight: 9.25



53052.00.000
Fiore Dining Table Base, Anthracite
18.7"W 18.7"D 28.35"H
Weight: 11



53053.00.000
Fiore Dining Table Base, White
18.7"W 18.7"D 28.35"H
Weight: 11



30707.10.301
27.5" Laminato Square White Table Top
27.5" sq .5"H
Weight: 15.43



30717.10.301
27.5" Laminato Round White Table Top
27.5" dia .5"H
Weight: 12.13

Table tops fit any Fiore table base. Tops do not have an umbrella hole.



48052.02.000
Cube Table Anthracite,
No hole
31.5"W 31.5"D 29.5"H
Weight: 25



48053.00.000
Cube Table Bianco,
No hole
31.5"W 31.5"D 29.5"H
Weight: 25



48057.05.000
Cube Table Caffè,
No hole
31.5"W 31.5"D 29.5"H
Weight: 25



48059.10.000
Cube Table Tortora,
No hole
31.5"W 31.5"D 29.5"H
Weight: 25

Spritz side tables are created from batch-dyed fiberglass/polypropylene resins with non-slip feet.



The Spritz table ships with a long and short table stem making this table either dining or side table height.



40058.00.000
Spritz Side Table, Bianco
24"W 24"D 15.75"H
Weight: 9



40058.02.000
Spritz Side Table, Anthracite
24"W 24"D 15.75"H
Weight: 9



40058.05.000
Spritz Side Table, Caffè
24"W 24"D 15.75"H
Weight: 9



40058.07.000
Spritz Side Table, Rosso
24"W 24"D 15.75"H
Weight: 9



40058.10.000
Spritz Side Table, Tortora
24"W 24"D 15.75"H
Weight: 9



40058.16.000
Spritz Side Table, Agave
24"W 24"D 15.75"H
Weight: 9



40058.39.000
Spritz Side Table, Celeste
24"W 24"D 15.75"H
Weight: 9



THE EURO FORM BAR STOOL AND TABLE COLLECTION

Featuring the Net Bar Stools



40355.00.000
Net Stackable Barstool, Bianco
19.3"W 20.7"D 40"H 30"SH
Weight: 9.7



40355.02.000
Net Stackable Barstool, Anthracite
19.3"W 20.7"D 40"H 30"SH
Weight: 9.7



40355.04.000
Net Stackable Barstool, Salice
19.3"W 20.7"D 40"H 30"SH
Weight: 9.7



40355.10.000
Net Stackable Barstool, Tortora
19.3"W 20.7"D 40"H 30"SH
Weight: 9.7



40355.56.000
Net Stackable Barstool, Senape
19.3"W 20.7"D 40"H 30"SH
Weight: 9.7



40355.75.000
Net Stackable Barstool, Corallo
19.3"W 20.7"D 40"H 30"SH
Weight: 9.7



40344.39.000
Lido Stackable Bar Stool
Celeste
19.25"W 20"D 38"H 30"SH
Weight: 9.5



40344.10.000
Lido Stackable Bar Stool
Tortora
19.25"W 20"D 38"H 30"SH
Weight: 9.5



40344.00.000
Lido Stackable Bar Stool
Bianco
19.25"W 20"D 38"H 30"SH
Weight: 9.5



40344.02.000
Lido Stackable Bar Stool
Anthracite
19.25"W 20"D 38"H 30"SH
Weight: 9.5



40344.05.000
Lido Stackable Bar Stool
Caffè
19.25"W 20"D 38"H 30"SH
Weight: 9.5



40344.07.000
Lido Stackable Bar Stool
Rosso
19.25"W 20"D 38"H 30"SH
Weight: 9.5



53153.00.000
Fiore Bar Height
Table Base White
18.5"W 18.5"D 42"H
Weight: 12.5



53152.00.000
Fiore Bar Height
Table Base Anthracite
18.5"W 18.5"D 42"H
Weight: 12.5



30707.10.301
27.5" Laminato Square White
Table Top
27.5" sq .5"H
Weight: 15.43



30717.10.301
27.5" Laminato Round White
Table Top
27.5" dia .5"H
Weight: 12.13



Table tops fit any Fiore table base. Tops do not have an umbrella hole.

ATLANTICO CHAISE LOUNGES

Atlantico frames are created from uniformly colored fiberglass/polypropylene resins. They are covered in breathable synthetic fabric and are replaceable. Stackable with 4-position reclining back. Small wheels allow easy mobility.



Anthracite



Bianco



Celeste



Tortora

**40450.00.104**

Atlantico Stackable Chaise Lounge
Bianco/Tortora
27.5"W 40"H 13.75"SH
67.3"D (Up) 80.3"D (Flat)
Weight: 35

**40450.02.057**

Atlantico Stackable Chaise Lounge
Anthracite/Anthracite
27.5"W 40"H 13.75"SH
67.3"D (Up) 80.3"D (Flat)
Weight: 35

**40450.05.104**

Atlantico Stackable Chaise Lounge
Caffè/Tortora
27.5"W 40"H 13.75"SH
67.3"D (Up) 80.3"D (Flat)
Weight: 35

**40450.00.107**

Atlantico Stackable Chaise Lounge
Bianco/Bianco
27.5"W 40"H 13.75"SH
67.3"D (Up) 80.3"D (Flat)
Weight: 35

**40450.00.075**

Atlantico Stackable Chaise Lounge
Bianco/Celeste
27.5"W 40"H 13.75"SH
67.3"D (Up) 80.3"D (Flat)
Weight: 35

Atlantico Chaise Lounge
Concealed Wheels

Atlantico chaises are tested to 350 lbs.

TEXAWOOD



TexaWood is a line of environmentally friendly furniture utilizing 'lumber' made from recycled plastics. The TexaWood 'lumber' begins its transformation with the recycling of post-consumer bottle waste such as milk and detergent bottles and other post-industrial materials. The cleaned and decontaminated materials are compounded into pellets that are melted, molded and extruded into planks of plastic 'lumber' and are available in a host of natural and vibrant colors. By creating the 'lumber' from a single, purified polymer material, the eventual lumber is manufactured to an exacting, reproducible product ensuring uniform quality standards. The end product is a high-density polyethylene (HDPE) material that has the look and texture of real wood.


How does this material withstand the elements? Extremely well! The 'lumber' is tested in thousands of hours of UV and water scenarios with outstanding results. Although some slight color fading could occur during its service life it will be uniform in appearance. This excellent outdoor material needs no waterproofing, painting or staining to maintain its appearance.

Our Adirondack collections are made exclusively with this lumber material and assembled using stainless steel hardware. The Fresco collection incorporates a very heavy wall aluminum frame with planks of the TexaWood lumber. The planks are held in place with stainless steel hardware.

Texacraft's TexaWood collections are perfect for commercial use as they are extremely durable and need little maintenance. A simple wash with the hose will keep the furniture clean and looking good for years of outdoor enjoyment.

Breeze, Adirondack, Fire Table Lumber Color Selections

Traditional



Teak (TE)

Green (GR)

Black (BL)

Sand (SA)

White (WH)

Mahogany (MA)

Slate Grey (GY)

Vibrant



Crimson Red (CR)

Sunset Red (SR)

Tangerine (TA)

Lemon (LE)

Lime (LI)

Aruba (AR)

Pacific Blue (PB)

Navy (NV)



TEXAWOOD



ADIRONDACK LOUNGE

Available in Traditional and Vibrant lumber. Ships unassembled; assembly available at additional charge.



TCSBA15

Adirondack Lounge
31.25"W 33.75"D 38.5"H
16"SH 24"AH
Weight: 37



TCHNR10

Adirondack Lounge Rocker
29.75"W 34.75"D 37.75"H
16.75"SH 24.75"AH
Weight: 40



TCMNA110

Contemporary Adirondack
30"W 32.25"D 37"H 15"SH 23"AH
Weight: 35



TCSBT18

Adirondack Lounge Side Table
15"W 19"D 18"H
Weight: 10



TCHNA15

Adirondack Lounge with Hideaway
Ottoman
29.75"W 33.5"D 37.5"H 15"SH 23"AH
Weight: 48



TCTT15S

Square Bridge Table
for TCSBA15 and TCHNA15
Not available in Crimson Red, Lemon or Navy



TCTT15A

Angled Bridge Table
for TCSBA15 and TCHNA15
Not available in Crimson Red or Navy

ADIRONDACK CLASSIC

Only available in Traditional lumber
Ships unassembled; assembly available at additional charge



TCSH22

Adirondack Classic
31.25"W 33.75"D 38.5"H
15.75"SH 24.25"AH
Weight: 46



TCSH18

Adirondack Classic Side Table
17.75"W 17.75"D 18"H
Weight: 16



NOTE The TCCTF42 and TCCTF48 Fresco fire tables can be hooked up to direct hard lines of natural gas or liquid propane. The burners come standard with a propane orifice, so no additional adjustments would be required to run them on propane. To burn natural gas, an orifice in the gas line must be replaced. The natural gas orifice is included in the burner package, and the instruction manual tells the user how to install it.

FRESCO FIRE TABLES

With push button spark ignitor. Only available in Traditional lumber. Ships assembled



TCCTF42S
Fresco Fire Table 42" Square
42.5" Square 23.75"H
Weight: 138
(LP Tank not included)



TCCTF48R
Fresco Fire Table 48" Round
48" Round 23.75"H
Weight: 140
(LP Tank not included)




Sand (SA)




Teak (TE)




Mahogany (MA)



Green (GR)



White (WH)



Slate Grey (GY)



Black (BL)

- ~ Fire Tables are designed to burn LP (Propane) or NG (Natural Gas)
- ~ Conversion Kit from LP to NG is included
- ~ Models ship as LP ready with hose and regulator
- ~ Simply connect to a standard 20 lb. LP tank to operate
- ~ Tank stores underneath the fire burner
- ~ Fire table tops and base created from Texawood

- ~ Burner is UL tested and listed
- ~ Round Fire Table produces 60,000 BTUs per hour LP or NG
- ~ Square Fire Table produces 60,000-90,000 BBTs per hour LP or NG
- ~ Decorative Clear Glass Gems are included with each table
- ~ Clear Glass Wind Guard is included with each table

**TC2012**

Contempo Saddle Bar Stool
20.5"W 15.75"D 29.75"H
Weight: 16
Stool legs only available in
White (WH) or Black (BL).
Seat available in traditional
or vibrant lumber colors.

**TCRBT224**

24" Contempo Bar Table
24"W 24"D 42"H
Weight: 31
Table legs only available in
White (WH) or Black (BL).
Top available in traditional
or vibrant lumber colors.

**TC2002**

Traditional Bar Stool
20.5"W 15.75"D 29.75"H
Weight: 16
Stool legs and seat same color.
Traditional lumber colors only.

**TCRBT124**

24" Traditional Bar Table
24"W 24"D 42"H
Weight: 31
Table legs and top same color.
Traditional lumber colors only.

- ~ Built to withstand a range of climates including hot sun, snowy winters, and strong coastal winds
- ~ UV protectant and color continuously throughout the HDPE material; requires no painting or waterproofing
- ~ HDPE material cleans easily and is not prone to splinter, crack, chip, peel, or rot

- ~ Saddle stool seats are shaped for comfort
- ~ Marine-grade quality stainless steel hardware
- ~ Tables require minimal assembly
- ~ Available in traditional and vibrant lumber

VISION SLING

Finish - Bronze Fabric - 507





M4401S
Nesting Sling Dining Chair
24.5"W 24.5"D 33.5"H 17"SH 24.75"AH
Weight: 13



M4405S
Sling Bar Stool
24.5"W 24.5"D 42.5"H 27"SH 35"AH
Weight: 19



M4410S
Nesting Sling Side Chair Armless
24.75"W 24.5"D 33.5"H 17"SH
Weight: 11



M4409S
Nesting Sling Chaise Lounge
31"W 83"D 44"H 14.5"SH
Weight: 34



M4409HS
Elevated Nesting Sling Chaise Lounge
31"W 83"D 46.5"H 17"SH
Weight: 35



M4405SB
Balcony Height Stool
24.5"W 24.5"D 38"H 22.5"SH 30"AH
Weight: 18



M4407S
Nesting Sling Spa Chair
24.5"W 26"D 25"H 10.5"SH 18"AH
Weight: 12

- ~ Contemporary design
- ~ Created from heavy-walled multi-dimensional aluminum extrusion
- ~ Frames nest (except bar stool and balcony stool)
- ~ Ergonomically formed two-piece sling bucket

- ~ New design modification allows for easier sling replacement
- ~ Nylon foot glides protect furniture and floor surface
- ~ Available in all frame finishes

VISION PADDED SLING

Finish - Patina Fabric - 966



! IMPORTANT ORDERING INFORMATION

Vision Padded Sling is only available with sling fabrics.
Some open weave fabrics are not available for padded sling.



M4401PS

Nesting Padded Sling Dining Chair
24.5"W 24.5"D 33.5"H 17.5"SH 24.75"AH
Weight: 14



M4405PS

Padded Sling Bar Stool
24.5"W 24.5"D 42.5"H 27"SH 34.75"AH
Weight: 19



M4405PSB

Padded Sling Balcony Height Stool
24.5"W 24.5"D 38"H 23.25"SH 30"AH
Weight: 18



M4409PS

Nesting Padded Sling Chaise Lounge
31"W 83"D 44"H 15"SH
Weight: 36



M4409HPS

Elevated Nesting Padded Sling Chaise Lounge
31"W 83"D 44"H 17.5"SH
Weight: 37



M4410PS

Nesting Padded Sling Side Chair Armless
24.5"W 24.5"D 33.5"H 17.5"SH
Weight: 11



M4407PS

Nesting Padded Sling Spa Chair
24.5"W 26"D 25"H 11"SH 18"AH
Weight: 13

- ~ Contemporary design
- ~ Created from heavy-walled multi-dimensional aluminum extrusion
- ~ Frames nest (except bar stool and balcony stool)
- ~ Ergonomically formed two-piece sling bucket

- ~ New design modification allows for easier sling replacement
- ~ Nylon foot glides protect furniture and floor surface
- ~ Two layers of sling fabric with inner lining of outdoor dacron fiber
- ~ Available in all frame finishes

ARRAY DAYBED

The Array Daybed requires some assembly. Assembly consists of one lower bed frame, four posts, one top canopy. The lower bed unit is fully welded. The four posts attach to the bed frame and to the top canopy with supplied stainless steel bolts. The top canopy is fully welded. The male post fittings provide a sturdy frame when assembled. The bed frame can be surface mounted.

CUSHION DAYBED Order the sling base and order cushion set M1304 or M1304P. When canopy is ordered **M31085CS**, you must also select a sling fabric for the SHADE as well. Canopy is only available in sling fabrics (woven vinyl fabrics). Frame is available in all frame finishes.

M31085S

Daybed Sling

Shown with optional **M31085CS**
canopy & shades sold separately.

55"W 90"D 17.5"SH

Overall Height: 80"

Weight: 158.5

! IMPORTANT ORDERING INFORMATION

When ordering the shade — select sling fabrics only.

Stripe patterns are not recommended.

Acrylic/cushion fabrics cannot be ordered for shades.

Designed by John Caldwell

M31085S

Daybed Sling

Shown with optional **M31085CS** canopy & shades and **M1304** cushion set both sold separately.

55"W 90"D 21.5"SH

Overall Height: 80" (With Canopy) Weight: 176.5

M1304P Premium Cushion Set sold separately

**M31085S**

Daybed Sling Base Without Canopy And Shades

55"W 90"D 45"H 17.5"SH

Weight: 112



The shades are adjustable and are secured to the frame using "C" pockets welded to the 4 posts. The shade rods slip into the "C" pockets with tension that holds them securely in place.



Shade rod secured into "C" pocket.

**M1330**

Daybed Head Pillow

23.5"W 9"D 5"H

Fits with or without cushion



The side shades can be pulled up and totally out of the way by simply placing the tension rods in the double "U" brackets located in the top middle of the front and back of the top canopy.



If the canopy is not utilized end caps cover the four corner extrusions of the lower bed frame.



Double skate wheels on the back of lower bed frame allow easy mobility.

ARRAY SLING

Finish - Textured Silver Fabric - 866



Designed by John Caldwell



M5101S
Nesting Dining Chair
27.5"W 28"D 35.5"H 18"SH 23.5"AH
Weight: 15



M5105SB
Balcony Height Stool
27.5"W 29.5"D 40"H 23"SH 28"AH
Weight: 17



M5105S
Bar Height Stool
27.5"W 29.5"D 46"H 29"SH 34"AH
Weight: 19



M5129SR
Stacking Chaise Lounge with Wheels
30"W 85.5"D 46"H 17.5"SH
Weight: 39



M5106S
Nesting Sand Chair
28"W 28.5"D 29.5"H 11"SH 16.5"AH
Weight: 13



M5107S
Nesting Spa Chair
28"W 28.5"D 29"H 11"SH 16.5"AH
Weight: 12

- ~ Modern design
- ~ Single sling bucket
- ~ Heavy walled extrusions
- ~ Available in all frame finishes

- ~ Nylon Foot Glides protect extrusion and surface area
- ~ Dining, Sand, Spa chairs nest
- ~ Chaise Lounge stacks

SOUTHERN CAY SLING

Finish - Black Fabric - 507



Designed by John Caldwell



M66001
Nesting Dining Chair
27.25"W 29"D 35.25"H 18"SH 24.5"AH
Weight: 18



M66014
Bar Stool
27.5"W 27"D 43.75"H 27.75"SH 34.75"AH
Weight: 21



M66014B
Balcony Height Stool
27.5"W 27"D 40.5"H 23"SH 30.25"AH
Weight: 19



M66009A
Chaise Lounge with Arms
29.5"W 80"D 44.25"H 15.75"SH 23"AH
Weight: 39



M66006R
Stacking Sand Chair
26"W 31"D 29"H 12"SH 18.25"AH
Weight: 17



M66009
Stacking Chaise Lounge
26.5"W 80"D 44.25"H 15.75"SH
Weight: 36



M66008
Ottoman
25.5"W 21.5"D 17"H
Weight: 11

~ Contemporary design
~ Created from heavy-walled elliptical aluminum extrusion
~ Slim-line sling rail extrusion with ergonomic design

~ Nylon foot glides protect furniture and floor surface
~ Available in all frame finishes

EDGE SLING

Finish - Celedon Fabric - 464



Designed by John Caldwell



M5201S

Dining Chair

26.5"W 29.5"D 35.5"H 18.5"SH 24"AH
Weight: 21



M5205SB

Balcony Stool

26.5"W 28.5"D 42"H 24"SH 29"AH
Weight: 24



M5205S

Bar Stool

26.5"W 30"D 47"H 29"SH 34"AH
Weight: 25



M5209S

Chaise with Wheels

30"W 86"D 41"H 18.5"SH 23.5"AH
Weight: 46



M5229S

Stacking Chaise Armless with Wheels

30"W 86"D 41"H 18.5"SH
Weight: 45



M5207S

Nesting Spa Chair

26.5"W 29"D 25"H
10.5"SH 17"AH
Weight: 14



M5206S

Nesting Sand Chair

26.5"W 29"D 25"H
10.5"SH 17"AH
Weight: 15



M5212S

Chat Chair

29"W 29"D 39"H 16.5"SH 21.5"AH
Weight: 23

Approx. 2" shorter than dining chair.
Not for use with dining table.



M5208S

Ottoman

25.5"W 22.5"D 15"H
Weight: 11

- ~ Contemporary design
- ~ Created from heavy-wall extruded aluminum extrusion
- ~ One-piece sling bucket ergo shape

- ~ Nylon foot glides protect floor surface
- ~ Available in all frame finishes

EDGE PADDED SLING

Finish - Textured Pewter



Designed by John Caldwell

EDGE PADDED SLING



M5201PS
Dining Chair
26.5"W 29.5"D 35.5"H 18.5"SH 24"AH
Weight: 22



M5205PSB
Balcony Stool
26.5"W 28.5"D 42"H 24"SH 29"AH
Weight: 24



M5205PS
Bar Stool
26.5"W 30"D 47"H 29"SH 34"AH
Weight: 25



M5209PS
Chaise With Wheels
30"W 86"D 41"H 18.5"SH 23.5"AH
Weight: 48



M5207PS
Nesting Spa Chair
26.5"W 29"D 25"H 10.5"SH 17"AH
Weight: 15



M5206PS
Nesting Sand Chair
26.5"W 29"D 25"H 10.5"SH 17"AH
Weight: 16



M5229PS
Stacking Chaise Armless with Wheels
30"W 86"D 41"H 18.5"SH
Weight: 47



M5212PS
Chat Chair
29"W 29"D 39"H 16.5"SH 21.5"AH
Weight: 24
Approx. 2" shorter than dining chair.
Not for use with dining table.



M5208PS
Ottoman
25.5"W 22.5"D 15"H
Weight: 12

- ~ Contemporary design
- ~ Heavy wall extrusion
- ~ One-piece sling bucket ergo shape

- ~ Nylon foot glides protect floor surface
- ~ Two layers of sling fabric with inner lining of outdoor dacron fiber
- ~ Available in all frame finishes

SHORELINE SLING

Finish - Coastal Mist Fabric - 123




The Shoreline frame is created from a heavy duty oval shape aluminum extrusion.



Designed by John Caldwell

SHORELINE SLING



Shoreline's Oval Extrusion Profile



M4901S
Nesting Dining Chair
28.5"W 24.5"D 36.5"H 18"SH 25.5"AH
Weight: 15



M4910S
Nesting Armless Side Chair
23"W 26.5"D 36"H 18.5"SH
Weight: 10



M4905SB
Balcony Height Stool
28.5"W 25"D 41"H 23"SH 30"AH
Weight: 17



M4905S
Bar Stool
28.5"W 26"D 46"H 28"SH 35"AH
Weight: 18



M4909S
Stacking Chaise Lounge with Wheels
29.5"W 80.5"D 44.5"H 16.5"SH
Weight: 46



M4906S
Nesting Sand Chair
28.5"W 26"D 28"H 10"SH 16"AH
Weight: 11

- ~ Transitional Design
- ~ Created from heavy-wall extruded aluminum extrusion
- ~ Ergonomically formed two-piece bucket for comfort

- ~ Nylon foot glides protect the furniture and floor surface
- ~ Frames nest (except Bar and Balcony Height Stools)
- ~ Available in all frame finishes

SHORELINE PADDED SLING

Finish - Silver Fabric - 043



The Shoreline frame is created from a heavy duty oval shape aluminum extrusion.




Designed by John Caldwell

SHORELINE PADDED SLING

! IMPORTANT ORDERING INFORMATION

Shoreline Padded Sling is only available with sling fabrics.
Some open weave fabrics are not available for padded sling.



Shoreline's Oval Extrusion Profile



M4901PS

Padded Nesting Dining Chair
28.5"W 24.5"D 36.5"H 18"SH 25.5"AH
Weight: 17



M4905PS

Padded Bar Stool
28.5"W 26"D 46"H 28"SH 35"AH
Weight: 20



M4905PSB

Padded Balcony Height Stool
28.5"W 25"D 41"H 23"SH 30"AH
Weight: 19



M4910PS

Padded Armless Nesting Side Chair
23"W 26.5"D 36"H 18.5"SH
Weight: 12



M4906PS

Padded Nesting Sand Chair
28.5"W 26"D 28"H 10"SH 16"AH
Weight: 13



M4909PS

Padded Stacking Chaise Lounge
with Wheels
29.5"W 80.5"D 44.5"H 16.5"SH
Weight: 47

- ~ Transitional Design
- ~ Created from heavy-wall extruded aluminum extrusion
- ~ Ergonomically formed two-piece bucket for comfort
- ~ Nylon foot glides protect the furniture and floor surface

- ~ Frames Nest (except Bar and Balcony Height Stools)
- ~ Two layers of sling fabric with inner lining of outdoor dacron fiber
- ~ Available in all frame finishes

SCANDIA SLING

Finish - Smooth White Fabric - 123





M4501S
Nesting Sling Dining Chair
26"W 23.5"D 33.5"H 17.5"SH 24.25"AH
Weight: 11



M4505S
Sling Bar Stool
25.25"W 24.5"D 45.5"H 29"SH 35.25"AH
Weight: 13



M4505SB
Sling Balcony Height Stool
26"W 23"D 39"H 22"SH 30.25"AH
Weight: 13



M4509S
Sling Stack Chaise Lounge
28"W 83"D 46"H 15"SH
Weight: 36



M4507S
Nesting Sling Spa Chair
26"W 24.5"D 25.5"H 17.25"AH 11"SH
Weight: 10



M4506S
Nesting Sling Sled Base Sand Chair
26"W 26"D 25"H 17"AH 11"SH
Weight: 10

- ~ Transitional design
- ~ Created from heavy-walled multi-dimensional aluminum extrusion
- ~ Frames nest (except bar stool and balcony stool)

- ~ Ergonomically formed two-piece sling bucket
- ~ Nylon foot glides protect furniture and floor surface
- ~ Available in all frame finishes

KEY WEST SLING

Finish - Bronze





M8001R
High Back Dining Chair
25.5"W 30"D 38"H 18"SH 25.5"AH
Weight: 11



M8041
Ultimate High Back Dining Chair
25.5"W 29"D 44"H 18"SH 25.5"AH
Weight: 11



M8014B
Balcony Height Stool
25.25"W 31.5"D 44.25"H 24"SH 30"AH
Weight: 14



M8017
Adjustable Chair
25.5"W 40.5"D 38"H 18"SH 24"AH
Weight: 14



M8014
Bar Stool
25.25"W 32.5"D 48.75"H 28.5"SH 34.5"AH
Weight: 15



M7229R
Stackable Chaise Lounge
27.5"W 82.5"D 41"H 14"SH 21"AH
Weight: 20



M4506S
Universal Relaxed Sling
Stack Sled Base Sand Chair
26"W 26"D 25"H 11"SH 17"AH
Weight: 10



M8008
Ottoman
23"W 22"D 17"H
Weight: 8



M8009
Chaise Lounge
27"W 80.25"D 34.5"H 14"SH 22"AH
Weight: 28

- ~ Transitional design
- ~ Created from heavy-walled octagonal aluminum extrusion
- ~ Ergonomically formed sling bucket- available in two heights

- ~ Nylon foot glides protect furniture and floor surface
- ~ Available in all frame finishes

SCANDIA CROSSWEAVE

Finish - Latte Vinyl - 48





M4501CW
Nesting Dining Chair (Double Wrapped)
26"W 26"D 34.5"H 18"SH 24.5"AH
Weight: 14



M4506CW
Nesting Sand Chair (Double Wrapped)
26"W 26.75"D 25.75"H 11"SH 17"AH
Weight: 14



M4509CW
Stacking Chaise Lounge (Double Wrapped)
28.25"W 84.5"D 45.5"H 15"SH
Weight: 47



M4505CW
Bar Stool (Double Wrapped)
26"W 26"D 45"H 29"SH 35.5"AH
Weight: 19



M4505BCW
Balcony Height Stool (Double Wrapped)
26"W 26"D 39.5"H 23.5"SH 30.25"AH
Weight: 18

- ~ Transitional design
- ~ Created from heavy-walled radius edge oval aluminum extrusion
- ~ 100% Virgin vinyl with mildew inhibitors, 2" wide
- ~ Double wrapped and crosswoven strap

- ~ Good choice for commercial/contract environments
- ~ Nylon foot glides protect furniture and floor surface
- ~ Available in all frame finishes
- ~ Vinyl strap colors are located on (page 165)



M4009S
Nesting Sling Game Chair
22.5"W 30.75"D 33.75"H 17"Sh 23.5"Ah
Weight: 9



M4005S
Sling Bar Stool
24"W 29"D 48.5"H 29"Sh 36.75"Ah
Weight: 11



M4006S
Nesting Sling Sand Chair
22.5"W 31.5"D 24"H 7.5"Sh 13.5"Ah
Weight: 8

**M4102HS**

Elevated Stacking
Sling Chaise Lounge
27"W 78"D 46.5"H 17.5"SH Weight: 24
M10005 Chaise pad sold separately.

**M4102S**

Stacking Sling Chaise Lounge
27.25"W 82.5"D 41"H 13"SH Weight: 21
M10005 Chaise pad sold separately.

**M3005CW**

Crossweave Nesting Game Chair
23.5"W 29"D 33.25"H 16.5"SH
21"AH
Weight: 10

**M4005CW**

Crossweave Bar Stool
24"W 27.5"D 48"H 30"SH
36.75"AH
Weight: 14

**M4006CW**

Crossweave Nesting Sand Chair
22.75"W 33"D 23.25"H 8.25"SH 13.75"AH
Weight: 9

M4006CWHB

(Not Shown) Crossweave High Back Nesting
Sand Chair
22.75"W 38.75"D 29.5"H 8.25"SH 13.75"AH
Weight: 10



Skid Plate

**M3105CW**

Crossweave Stacking Chaise Lounge
27.5"W 78.5"D 42.125"H 13.5"SH Weight: 23
M10005 Chaise Lounge pad sold separately.

M3205CW

Crossweave Stacking Chaise Lounge With Skids
27.5"W 78.5"D 42.125"H 13.5"SH Weight: 24
M10005 Chaise Lounge pad sold separately.

**M3105HCW**

Elevated Crossweave
Stacking Chaise Lounge Weight: 24
27"W 78"D 46.5"H 17.5"SH
M10005 Chaise Lounge pad sold separately.

M3205HCW

Elevated Crossweave
Stacking Chaise Lounge With Skids
27"W 78"D 46.5"H 17.5"SH Weight: 25
M10005 Chaise Lounge pad sold separately.

- ~ Heavy-walled tubular aluminum extrusion
- ~ Pieces stack (excluding bar stool)
- ~ Nylon glides underfoot for surface protection
- ~ Available in sling or vinyl strap seat
- ~ Over-under style vinyl cross weave pattern

- ~ Virgin vinyl strap, 2" wide created with mildew inhibitors
- ~ Optional skid plate available on chaises for base protection
- ~ Available in all frame finishes
- ~ Vinyl strap colors are located on page 165

TROPIC CRAFT™
CASUALS

SPLASH

Finish - Smooth White Vinyl - 5113



Singlewrap
Strap



Doublewrap
Strap



Skid Plate



M4005
Bar Stool
24.5"W 27"D 48"H 30"SH 36.75"AH
Weight: 12



M4102
Stacking Chaise Lounge
27"W 78"D 42.5"H 13"SH Weight: 18

M4202 Stacking Chaise Lounge with Skids
27"W 78"D 42.5"H 13"SH Weight: 19

M4102H
Elevated Stacking Chaise Lounge
27"W 78"D 46.5"H 17"SH Weight: 21

MC545 Stacking Chaise Lounge (Double Wrapped)
27"W 78"D 42.5"H 13"SH Weight: 20



M10004 Dining Pad (Shown On M4009)
Also fits: MC500, M4005, M4006, MC506



M10005 Chaise Pad (Shown On M4102)
Also fits: M4202, MC545, M3105CW, M3205CW



M4009
Nesting Game Chair
22"W 30"D 34.5"H 17"SH 23.75"AH
Weight: 9

MC500 Nesting Game Chair
(Double Wrapped)
22"W 30"D 34.5"H 17"SH 23.75"AH
Weight: 10



M4006HB
Nesting High Back Sand Chair
23"W 38.5"D 30"H 8"SH 13.75"AH
Weight: 9

MC506HB Nesting High Back Sand Chair
(Double Wrapped)
23"W 38.5"D 30"H 8"SH 13.75"AH
Weight: 10



M4006
Nesting Sand Chair
23"W 33"D 22.5"H 8"SH 13.75"AH
Weight: 8

MC506
Nesting Sand Chair
(Double Wrapped)
23"W 33"D 22.5"H 8"SH 13.75"AH
Weight: 9

- ~ Traditional design
- ~ Heavy-walled tubular aluminum extrusion
- ~ Optional skid plate available on chaises for chaise base protection
- ~ Nylon glides underfoot for surface protection
- ~ Optional single or double wrapped horizontal vinyl strap configuration


- ~ Virgin vinyl strap, 2" wide created with mildew inhibitors
- ~ Pieces stack (Excluding Bar Stool)
- ~ Available in all frame finishes
- ~ Vinyl strap colors are located on page 165

EXTRUDED ALUMINUM SLAT TOPS


Slat top tables are created from individual pieces of extruded aluminum and captured in an attractive outer rim.
The tops are available in all frame finishes




MESL-024 23.5" Round Top 8 lbs.
MESL-S24 23.5" Square Top 10 lbs.



MESL-052 27" x 54"
Rectangular Cocktail/Dining/
Balcony Top 32 lbs.
Fits bases M9307B, M9907B,
M9352B and M9352BB



MESL-084 42" x 85.5"
Rectangular Dining Top
(with hole) 69 lbs.
MESL-073 42" x 73" Rectangular
Dining Top (with hole) 60 lbs.



MESL-090 60" x 91" Rectangular
Dining Top (with hole)
110 lbs.




MESL-R30 30" Round 15 lbs.




MESL-R36 36" Round Top (with hole) 22 lbs.



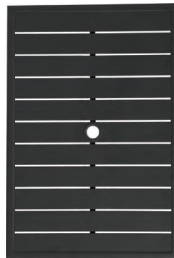
MESL-S30 30" Square Top 18 lbs.




MESL-S36 36" Square Top (with hole) 25 lbs.
MESL-S42 42" Square Top (with hole) 36 lbs.



MESL-054 54" Round Top (with hole) 46 lbs.
MESL-048 48" Round Top (with hole) 38 lbs.
MESL-R42 42" Round Top (with hole) 30 lbs.



MESL-24/36 36 X 24" Rectangular Top
(with hole)
18 lbs.



MESL-H64 64" Hexagonal Dining Top
(with hole) 70 lbs.

Table bases for all alternative tops are located on pages 114-115. The Extruded Aluminum Slat and Geo Series Stamp tops are available in all frame finishes located on page 164. **NOTE THAT TOPS AND BASES ARE SOLD SEPARATELY.** Dining table bases are "KD" (knock down - assembly required). On "KD" table bases the cast aluminum bracket attaches the legs to the inner ring. Easy to follow instructions for assembly are included with each table base.

Texacraft's wide variety of alternative tops and choice of table bases provide customers the creative freedom to design their outdoor spaces. When assembled, the tops and bases are as rigid as welded tables.



MESL-S42
shown with
M9342B



MSTP-042
shown with
M9342B



MSOL-084
shown with
M9384B



Geo Stamped Top



Geo Solid Top

GEO STAMPED ALUMINUM TOPS


Created from solid 3/16" thick aluminum. Transitional design with nicely detailed aluminum extrusion surround.
Available in any powder coat finish.




MSTP-024 24" Round Top
24"W 24"D 1.5"H
13 lbs.



MSTP-042 42" Round Top
Umbrella Hole
42"W 42"D 1.5"H
40 lbs.



MSTP-054 54" Round Top
Umbrella Hole
54"W 54"D 1.5"H
50 lbs.



MSTP-084 44" x 84" Oval Top
Umbrella Hole
44"W 84"D 1.5"H
95 lbs.

GEO SOLID SURFACE ALUMINUM TOPS

Created from solid 3/16" thick aluminum. Transitional design with nicely detailed aluminum extrusion surround.
Available in any powder coat finish.



MSOL-024 24" Round
Top
24"W 24"D 1.5"H
14.5 lbs.



MSOL-042 42" Round Top
Umbrella Hole
42"W 42"D 1.5"H
33 lbs.



MSOL-054 54" Round Top
Umbrella Hole
54"W 54"D 1.5"H
52 lbs.



MSOL-084 44" x 84" Oval Top
Umbrella Hole
44"W 84"D 1.5"H
97 lbs.

Table bases for all alternative tops are located on pages 114-115. The Extruded Aluminum Slat and Geo Series Stamp tops are available in all frame finishes located on page 164. **NOTE THAT TOPS AND BASES ARE SOLD SEPARATELY.** Dining table bases are "KD" (knock down - assembly required). On "KD" table bases the cast aluminum bracket attaches the legs to the inner ring. Easy to follow instructions for assembly are included with each table base.

TABLE BASES FOR ALTERNATIVE TOPS (9300 SERIES)

Table bases (Excluding M9328B) require some assembly.



M9307B 27" x 52" Cocktail Table Base Only
7 lbs.
Any -052 Top



M9328B 24" Lamp Table Base Only
6 lbs.
Any -024, -S24, -022 Top



M9330B 30" Dining Table Base Only
6.5 lbs.
Any -R30, -S30 Top



M9342BL 42" Round Low Cocktail Table Base for Tops 7 lbs.
Any -036, -S36, -042, -043 Top

M9354BL 54" Round Low Cocktail Table Base for Tops 8.5 lbs.
Any -054, -055, -060 Top, and MESL-H64 Top



M9336BH 36" Bar Table Base Only
11 lbs.
For MESL-24/36 Top Only



M9352BB 52" Balcony Height Dining Table Base Only
9 lbs.
Any -052 Top



M9352B 52" Dining Table Base Only
8 lbs.
Any -052 Top



M9354B 54" Round Dining Table Base Only
10 lbs.
Any -054, -060 Top, and MESL-H64 Top

M9336BB 24" x 36" Balcony Height Table Base Only
9 lbs.
For MESL-24/36 Top Only

M9336B 36" Dining Table Base Only
8 lbs.
For MESL-24/36 Top Only

M9348B 48" Round Dining Table Base
9.5 lbs.
Any -048 Top



M9342BH 42" Round Bar Table Base Only
12.5 lbs.
Any -036, -R36, -S36, -042 or S42 Top



M9342BB 42" Round Balcony Height Table Base Only
12 lbs.
Any -036, -R36, -S36, -042 or S42 Top



M9342B 42" Round Dining Table Base
8.5 lbs.
Any -036, -R36, -S36, -042 or S42 Top

M9354BB 54" Round Balcony Height Table Base Only
13.5 lbs.
Any -054, -060 Top, and MESL-H64 Top



M9373BH 42" x 73" Rectangular Bar Height Table Base Only
18 lbs.
Any -073 Top



M9384B 84" Oval Dining Table Base Only
Any -084 or -088 Top 12.5 lbs.

M9373B 42" x 73" Rectangular Dining Table Base Only
Any -073 Top 11.5 lbs.



M9390B 60" x 91" Rectangular Dining Table Base Only
15 lbs.
Any -090 Top

TABLE BASES FOR ALTERNATIVE TOPS (9900 SERIES)

Table bases (Excluding M9924B) require some assembly.



M9907B 27" x 52"
Cocktail Table Base Only
7 lbs.
Any -052 Top



M9924B 24" Occasional
Table Base Only
6 lbs.
Any -024, -S24, -022 Top



M9930B 30" Dining Table
Base Only
7 lbs.
Any -R30, -S30 Top



M9942B 42" Dining Table Base Only
8.5 lbs.
Any -036, -S36, -042 or S42 Top

M9948B 48" Dining Table Base Only
9 lbs.
Any -048 Top



M9942BB 42" Balcony Height
Table Base Only
9.5 lbs.
Any -036, -S36, -042 or S42 Top

M9954BB 54" Round Balcony Height
Table Base Only
11.5 lbs.
Any -054 or -060 Top, and MESL-H64 Top



M9954BL 54" Low Cocktail Table Base Only
8 lbs.
Any -054, -060 Top, and MESL-H64 Top

M9942BL 42" Round Low Cocktail Table
Base Only
7 lbs.
Any -036, -S36, -042 or S42 Top



M9954B 54" Dining Table Base Only
8.5 lbs.
Any -054, -060 Top and MESL-H64 Top




M9984B 42" x 84" Dining Table Base Only
12 lbs.
Any -084 or -088 Top

M9973B 42" x 73" Rectangular Dining Table Base Only
10.5 lbs.
Any -073 Top



M9942BH 42" Bar Table Base Only
11 lbs.
Any -036, -S36 -042 or S42 Top



M9990B 60" x 91" Dining Table Base Only
13.5 lbs.
Any -090 Top

MEZA FULLY WELDED ALUMINUM TABLES

Table height dimensions are from top surface to floor. Dining, balcony and bar tables designed for surface mount (if desired).
9600 and 9700 series tables are available in all frame finishes. (page 164)

Umbrella hole accommodates 1 1/2" dia. poles only.



M9624-ST 24" Round
Side Table
23.75"W 23.75"D
21.25"H
16 lbs.



M9624SQ-ST 24" Square
Occasional Table
(Fully Welded)
23"W 23"D 21.75"H
16 lbs.



M9607-ST 36" Square Cocktail
Table (No hole)
36"W 36"D 18.25"H
34 lbs.



M9630-HST 30/40" Rectangular
Bar Height Table (with hole)
40"W 29"D 39.5"H
39 lbs.



M9636-ST 36" Square Dining
Umbrella Table (with hole)
36"W 35.25"D 29.25"H
40 lbs.



M9636-BST 36" Square
Balcony Height Table
(with hole)
36"W 36"D 34.5"H
41.5 lbs.



M9636-HST 36" Square
Bar Height Table (with hole)
36"W 36"D 39.5"H
43.5 lbs.



M9642-ST 42" Square Dining
Umbrella Table (with hole)
42"W 41.25"D 29.25"H
49 lbs.



M9642-BST 42" Square
Balcony Height Table (with hole)
42"W 42"D 34.5"H
50.5 lbs.



M9642-HST 42" Square
Bar Height Table (with hole)
42"W 42"D 39.5"H
52.5 lbs.



M9648-ST 48" Square Dining
Umbrella Table (with hole)
48"W 47.25"D 29.25"H
62 lbs.



M9654-ST
54" Round Dining Table
54"W 54"D 29.5"H
62 lbs.

Two sides wheelchair accessible



M9636-WCA 36" Square
Dining Table (with hole)
36"W 36"D 30.75"H
42.5 lbs.
ADA Compliant



M9654-WCA 54" Round
Dining Table (with hole)
54"W 54"D 30.5"H
63 lbs.
ADA Compliant

Four sides wheelchair accessible



M9642-WCA 42" Square
Dining Table (with hole)
42"W 42"D 30.75"H
51.5 lbs.
ADA Compliant



M9649-WCA 48" Square
Dining Table (with hole)
48"W 48"D 30.5"H
63 lbs.
ADA Compliant



PORTICO - RESTAURANT COLLECTION

Umbrella hole accommodates 1 1/2" dia. poles only.



M27CFA-ST
27" Square Dining Table
27"W 27"D 29.5"H
36.5 lbs.



M36CFA-ST
36" Square Dining Table
with umbrella hole
36"W 36"D 29.5"H
49.5 lbs.



M48CFA-ST
48" Square Dining Table
with umbrella hole
48"W 48"D 30.75"H
79.5 lbs.



M24CFA-RECP
24" Square Waste Receptacle
with 35 gallon Fiberglass Liner w/4 wheel base
24"W 24"D 45.25"H
107 lbs.



Portico's table tops are made from 1/4" stamped aluminum. The top slats have no underneath obstruction that would create a 'crumb catcher'.

- ~ All Items in the Portico collection are fully welded
- ~ Portico Tables are Surface Mountable
- ~ Portico Table Tops are made from 1/4" stamped aluminum
- ~ 36" sq. and 48" sq. tops have 1 3/4" dia. umbrella hole

- ~ Waste Receptacle sides and top are made from 1/8" stamped aluminum
- ~ Waste Receptacle includes a 35 Gallon fiberglass liner
- ~ Liner rests on a 4-wheeled frame to allow easy accessibility for removal
- ~ Waste receptacle has adjustable feet

CAFE DINING AND BAR TABLES

Stamped Aluminum tops are created from 3/16" solid aluminum. The geometric pattern of circles give these tables design simplicity and sophistication. **Umbrella hole is for 1 1/2" diameter poles only.** Table height dimensions are from top surface to floor. Bases have adjustable feet for leveling. Available in all frame finishes. (page 164)
Unit weights include base weight.



M9830-RST 31" Round Dining Cafe Table
29"H
Base weight - 50 lbs.
Unit weight - 89 lbs.



M9836-RST 37" Round Dining Cafe Table
with Umbrella Hole and Cast Plug 29"H
Base weight - 50 lbs.
Unit weight - 94 lbs.



M9836-SST 37" Square Dining Cafe Table
with Umbrella Hole and Cast Plug 29"H
Base weight - 50 lbs.
Unit weight - 100 lbs.



M9842-RST 43" Round Dining Table with
Umbrella Hole and Cast Plug 29"H
Base weight - 50 lbs.
Unit weight - 105 lbs.



M9848-RST 49" Round Dining Cafe Table
with Umbrella Hole and Cast Plug 29"H
Base weight - 50 lbs.
Unit weight - 114 lbs.



M9830B-RST 31" Round Bar Cafe Table 40"H
Base weight - 50 lbs.
Unit weight - 89 lbs.



M9836B-RST 37" Round Bar Cafe Table
with Umbrella Hole and Cast Plug 40"H
Base weight - 50 lbs.
Unit weight - 96 lbs.



M9842B-RST 43" Round Bar Cafe Table
with Umbrella Hole and Cast Plug 40"H
Base weight - 50 lbs.
Unit weight - 106 lbs.



M9836B-SST 37" Square Bar Cafe Table
with Umbrella Hole and Cast Plug 40"H
Base weight - 50 lbs.
Unit weight - 102 lbs.


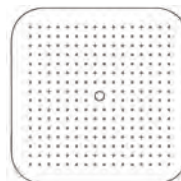


M9848B-RST 49" Round Bar Cafe Table
with Umbrella Hole and Cast Plug 40"H
Base weight - 50 lbs.
Unit weight - 118 lbs.



M9048P-ST Rectangular Table
49.5"W 31.5"D 28.5"H
Base weight - 24 lbs.
Unit weight - 65 lbs.

Tops have perforated hole patterns



MATRIX STAMPED ALUMINUM TABLES

Tables not designated as (Fully Welded) require some assembly. Stamped Aluminum tops are created from 3/16" solid aluminum.

The geometric pattern of circles give these tables design simplicity and sophistication. Table height dimensions are from top surface to floor. **Umbrella hole accommodates 1 1/2" dia. poles only.** Available in all frame finishes. (page 164)



M1042-ST 42" Dining/Umbrella Table with Stamped Top (with hole) (Fully Welded)
42.5"W 42.5"D 28.5"H
37 lbs.



M1018-ST 18" Round Side Table with Stamped Top (Fully Welded)
19"W 19"D 18.5"H
9 lbs.



M8142-ST 42" KD Dining/Umbrella Table with Stamped Top
42.5"W 42.5"D 28.5"H
37 lbs.



M8324-ST 24" Round Side Table with Stamped Top (Fully Welded)
25"W 25"D 18"H
16 lbs.

M1048-ST 48" Dining/Umbrella Table with Stamped Top (with hole) (Fully Welded)
49"W 49"D 28.5"H
43 lbs.

M8148-ST 48" KD Dining/Umbrella Table with Stamped Top
48.5"W 48.5"D 28.5"H
43 lbs.



M518SQS 18" Side Table with Stamped Top, (Fully Welded)
19"W 19"D 18.5"H
10 lbs.



M8130ST 30" Round Dining Table with Stamped Top (Fully Welded)
31"W 31"D 28.5"H
23 lbs.



M8136STUQ 36" Square Dining Table with Stamped Top (with hole) (Fully Welded)
37"W 37"D 28.5"H
37 lbs.

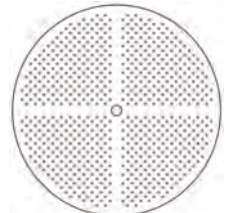
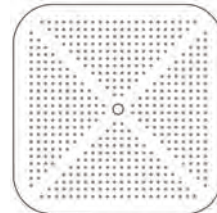


M8136HSTUQ 36" Square Bar Table with Stamped Top (with hole) (Fully welded)
37"W 37"D 39.5"H
38 lbs.



M8142HSTU 42" KD Round Bar Table with Stamped Top (with hole)
42.75"W 42.75"D 39.5"H
38 lbs.

Tops have perforated hole patterns (Excluding M9005-ST)



M9006-ST
Stamped Chaise Table
18.5"W 18.5"D 25"H
20 lbs.



In the down position this is a useful side table.



In the upright position it is used as a lap or serving table.



M9005-ST
Nesting Occasional/Chaise Table, Solid Surface Aluminum Top
24"W 16"D 23.5"H
11 lbs.

STARBURST STAMPED ALUMINUM TABLES

Tables not designated as (Fully Welded) require some assembly. Table height dimensions are from top surface to floor. Stamped Aluminum tops are created from 3/16" solid aluminum. The geometric pattern of circles give these tables design simplicity and sophistication. **Umbrella hole accommodates 1 1/2" dia. poles only.** Available in all frame finishes. (page 164)



M1018-AST 18" Round Side Table with Stamped Top (Fully Welded)
19"W 19"D 18.5"H
9 lbs.



M518ASQS 18" Side Table with Stamped Top (Fully Welded)
19"W 19"D 18.5"H
10 lbs.



M8324-AST 24" Round Side Table with Stamped Top (Fully Welded)
25"W 25"D 18"H
16 lbs.



M8130-AST 30" Round Dining Table with Stamped Top (Fully Welded)
31"W 31"D 28.5"H
23 lbs.



M8142-AST 42" KD Dining/Umbrella Table with Stamped Top (with hole)
42.5"W 42.5"D 28.5"H
37 lbs.



M1048-AST 48" Dining/Umbrella Table with Stamped Top (with hole) (Fully Welded)
49"W 49"D 27.5"H
43 lbs.



M8136ASTUQ 36" Square Dining Table with Stamped Top (with hole) (Fully Welded)
37"W 37"D 29"H
37 lbs.

M8148-AST 48" KD Dining/Umbrella Table with Stamped Top (with hole)
49"W 49"D 28.5"H
43 lbs.

M1042-AST 42" Dining/Umbrella Table with Stamped Top (Fully Welded)
42"W 42"D 27.5"H
37 lbs.



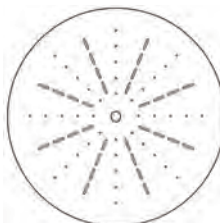
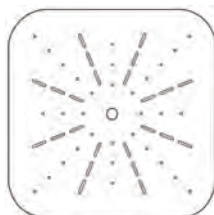
M8136AHSTUQ 36" Square Bar Table with Stamped Top (with hole) (Fully Welded)
37"W 37"D 39.5"H
38 lbs.



M8142-AHST 42" KD Round Bar Table with Stamped Top with Umbrella Hole
42.5"W 42.5"D 39.5"H
38 lbs.



M1048STWCA 49" Square Stamp Top Dining Table (with hole) (Fully Welded)
49"W 49"D 33.5"H
51 lbs.
ADA Compliant



Tops have perforated hole patterns

FULLY WELDED ALUMINUM SLAT TOP TABLES

Umbrella hole accommodates 1 1/2" dia. poles only.



M9734-ST 34" Square Dining Umbrella Table (with hole)
34"W 34"D 29"H
31 lbs.



M9763-ST 63" x 34" Rectangular Dining Umbrella Table (with hole)
63"W 34"D 29"H
50 lbs.



M9742-ST 42/43" Square Dining Umbrella Table (with hole)
43.5"W 42.5"D 29"H
47 lbs.



M9020 Serving Cart with Extruded Shelves
28"W 53.5"D 36"H
64 lbs.



M9715-ST 15" Square End Table
15.5"W 15.5"D 18"H
10 lbs.

TABLE COLLECTIONS - FIBERGLASS SLATE

Fiberglass tops are constructed from a fiberglass, resin material molded over a full-board reinforced for extra strength and durability. Table height dimensions are from top surface to floor. All tables are fully welded.

Umbrella hole accommodates 1 1/2" dia. poles only.



M1118 18" Side Table with Slate fiberglass top
18"W 18"D 18.5"H
7 lbs.

M1142-6 42" Dining Table with Slate fiberglass top (with hole)
42"W 42"D 28"H
33 lbs.



M1144 42" Dining Table with Slate fiberglass top (with hole)
42"W 42"D 28"H
41 lbs.

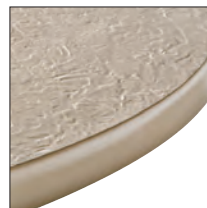
MC1136 36" Dining Table with Slate fiberglass top (with hole)
36"W 36"D 27.5"H
35 lbs.

MC1148 48" Dining Table with Slate fiberglass top (with hole)
48"W 48"D 27.5"H
47 lbs.



M1536 36" Bar Height Table with Slate fiberglass top (with hole)
36"W 36"D 40.5"H
34 lbs.

Slate Top Colors



Beige



Ivory



white

Contact your sales representative for additional product information. Your sales representative can assist you in the selection of the proper table to enhance the furniture style you are considering.

TROPIC CRAFT™
CASUALS

TABLE COLLECTIONS - ACRYLIC

Tables not designated as (Fully Welded) require some assembly. **Umbrella hole accommodates 1 1/2" dia. poles only.**

Available in standard finishes. (page 164) Acrylic Tops are 1/4" thick and have 10 times the impact strength of glass.

Table height dimensions are from top surface to floor.



M518SQA 18" Square Acrylic Top Table (Fully Welded)
19"W 19"D 18.5"H
7 lbs.



M536SQA 36" Square Acrylic Top Table (with hole) (Fully Welded)
37"W 37"D 28.5"H
26 lbs.



M1538 36" Bar Height Table with Acrylic Top (with hole) (Fully Welded)
36"W 36"D 40.5"H
28 lbs.



M1048-6WCA 49" Square Acrylic Top Dining Table (with hole) (Fully Welded)
49"W 49"D 33.5"H
42 lbs.
ADA Compliant



M1018 18" Side Table Acrylic Top
19"W 19"D 18.5"H (Fully Welded)
7 lbs.



M1042BL 42" Round Cocktail Acrylic Top (with hole) (Fully Welded)
42.5"W 42.5"D 15"H
22 lbs.



M8130A 30" Round Dining Acrylic Top (Fully Welded)
30"W 30"D 28.5"H
18 lbs.



M8136AUQ 36" Square Dining Acrylic Top (with hole) (Fully Welded)
37"W 37"D 28.5"H
26 lbs.

M1042-6 42" Dining Table Acrylic Top (with hole) (Fully Welded)
42.5"W 42.5"D 28.5"H
23 lbs.

M1048-6 48" Dining Table with Acrylic Top (with hole) (Fully Welded) (not shown)
49"W 49"D 28.5"H
28 lbs.



M8148AU 48" KD Round Dining Acrylic Top Table (with hole)
48.5"W 48.5"D 28.5"H
30 lbs.

M8142AU 42" KD Round Dining Acrylic Top Table (with hole)
42.5"W 42.5"D 28.5"H
25 lbs.



M8142HAU 42" KD Round Bar Acrylic Top Table (with hole)
42.5"W 42.5"D 39.5"H
26 lbs.



M8136HAUQ 36" Square Bar Acrylic Top Table (with hole) (Fully Welded)
37"W 37"D 39.5"H
28 lbs.

TROPIC CRAFT™
CASUALS

FIBERGLASS CUBES



Fiberglass cubes are perfect as end tables, cocktail tables or stools. These versatile accessory pieces can liven up any setting. Use individually or gang them together to create larger units. These durable accessories have a marine grade gel coat with UV inhibitors that will sustain years of outdoor use. All sizes are available in any of the seven finishes.

Cubes are available in all seven colors.

Include color code at end of cube model when ordering.

Cocoa

Cappuccino




CUBE18X18X18-A Cube
18"W 18"D 18"H
45 lbs. (A Aqua shown)
Also Available:
CUBE30X30X18
30"W 30"D 18"H
95 lbs.


CUBE24X42X16-CO Cube
24"W 42"D 16"H
98 lbs. (CO Cocoa shown)
Also Available:
CUBE12X18X18
12"W 18"D 18"H
30 lbs.

CUBE24X24X16CAP Cube
24"W 24"D 16"H
65 lbs. (CAP Cappuccino shown)
Also Available:
CUBE30X30X16
30"W 30"D 16"H
90 lbs.
CUBE18X18X16
18"W 18"D 16"H
35 lbs.

Cultured Granite Finishes



CO
Cocoa



CAP
Cappuccino

Cubes have adjustable feet and have a 200 lb. weight limit.

OUTDOOR POWER STATION



Wiremold® Tele-Power Poles are a simple, cost-effective way to drop power, communications and A/V in any location away from a wall. Vista Architectural Columns offer the capacity to feed numerous workstations, supply connections to a large area or even support digital signage—all while adding an elegant look to any décor. Power/Light Stations are surface mounted.

- **Charging and Illumination** – Combine charging with accent or area lighting in one pedestal to maximize functionality of outdoor spaces.
- **2- or 3-Gang Options** – Customize the station with two or three gangs of devices to meet your facility's unique needs. Prewired versions include weather-resistant GFCI outlets and 4-port USB outlets. Also available: unwired for complete customization.
- **Outdoor-Rated Construction** – Rugged aluminum form designed for durability in outdoor locations. UL listed to NEMA 3R requirements to ensure optimal performance. Door closes automatically to meet while-in-use requirements.
- **Durable, Premium Finishes** – Available in three outdoor-rated finishes to complement your space design. Choose from black, bronze, and silver to perfectly match your project.
- **A/V & Communication Compatible** – Add an A/V Communication Kit (XCSAV) to 3-gang versions to accommodate Wiremold AVIP plates, as well as decorator A/V or communication devices. Enables pedestal to support outdoor presentation areas and classrooms, eliminating the need to bring cables from inside a building.
- **Device Shelves** – Add up to two pairs of shelves to hold mobile devices while charging.
- **Door Options** – Interior illuminates when door is opened. Replace standard color-matched door with a transparent version to make devices inside more visible. Or, select a lockable door for added security or to ensure use is limited to facility personnel.
- **ADA compliant** – Meets all specifications for ADA guidelines, including unobstructed reach requirements.

Charging Station with Area Light

Combine outdoor device charging with an LED light to eliminate the need for a stand-alone bollard. Perfect for use as pathway lighting in educational, corporate and recreational applications.



XCSLF2GRR

Outdoor Charging Station with area light, two gangs, (2) receptacle
8"W 6"D 48"H

XCSLF2GRU

Outdoor Charging Station with area light, two gangs, (1) receptacle, (1) USB

XCSLF2GUU

Outdoor Charging Station with area light, two gangs, (2) USB

XCSLF3GRRU

Outdoor Charging Station with area light, three gangs, (2) receptacle, (1) USB

XCSLF3GRUU

Outdoor Charging Station with area light, three gangs, (1) receptacle, (2) USB

Charging Station with Accent Light

Select a charging station with an LED accent light to enable device charging during the day and after dark. Accent light ensures the station stands out from standard bollards and clearly indicates "charging."



XCSAL2GRR

Outdoor Charging Station with accent light, two gangs, (2) receptacle
8"W 6"D 46.5"H

XCSAL2GRU

Outdoor Charging Station with accent light, two gangs, (1) receptacle, (1) USB

XCSAL2GUU

Outdoor Charging Station with accent light, two gangs, (2) USB

XCSAL3GRRU

Outdoor Charging Station with accent light, three gangs, (2) receptacle, (1) USB

XCSAL3GRUU

Outdoor Charging Station with accent light, three gangs, (1) receptacle, (2) USB

Power Pedestal

Ideal for areas that are already illuminated, such as outdoor dining areas. Shorter height enables use beside tables or as a lower-profile solution in landscaping.



XCSPP2GRR

Outdoor Charging Station no light, two gangs, (2) receptacle
8"W 6"D 34"H

XCSPP2GRU

Outdoor Charging Station no light, two gangs, (1) receptacle, (1) USB

XCSPP2GUU

Outdoor Charging Station no light, two gangs, (2) USB

XCSPP3GRRU

Outdoor Charging Station no light, three gangs, (2) receptacle, (1) USB

XCSPP3GRUU

Outdoor Charging Station no light, three gangs, (1) receptacle, (2) USB

Lighting Station

Add lighting-only stations to complement the charging stations in your space. Enable a consistent look and provide pathway lighting to campuses.



XLF-SV

Outdoor Lighting Station only, Silver
8"W 6"D 48"H

XLF-BK

Outdoor Lighting Station only, Black

XLF-BZ

Outdoor Lighting Station only, Bronze

CHARGING STATION INSTALLATION:

Pedestal installs via four L bolts sunk into concrete. Conduit should be stubbed up to a height of 8" for standard power installations. If using AVKIT, conduit should be run up to bottom of power module/door.

To wire, remove four screws from top of pedestal, then remove gasketing and lens (if applicable). Loosen screw inside door area. Power module lifts out of pedestal body, allowing wiring to be pulled up through pedestal. Make all wiring connections, then lower power module back into pedestal body, tighten door area screw, and reassemble top.

LIGHTING STATION INSTALLATION:

Pedestal installs via four L bolts sunk into concrete. Conduit should be stubbed up to a height of 8". All wiring should be completed at base of pedestal, with incoming power wired to included leads



AVAILABLE COLORS:



BLACK



BRONZE



SILVER

OUTDOOR POWER STATION



Two gangs, (1) Receptacle, (1) USB



Two gangs, (2) USB
Also available: Two Gangs (2) Receptacles



Three gangs, (1) Receptacle, (2) USB
Also available:
Three gangs, (1) USB, (2) Receptacles



XCSSHELF
Outdoor Charging
Station Shelf

Accessories/Replacements

- XCSCLEAR**
Outdoor Charging Station Clear Door
- XCSDOOR**
Outdoor Charging Station Door
- XCSLOCK**
Outdoor Charging Station Lock Door
- XCSSHELF**
Outdoor Charging Station Shelf

Power Station Model # Legend

- | | |
|-----------|---------------------------------|
| X | Outdoor |
| CS | Charging Station |
| PP | Charging Station no Light |
| LF | Charging Station w/Area Light |
| AL | Charging Station w/Accent Light |
| 2G | 2 Gangs |
| 3G | 3 Gangs |
| R | Receptacle |
| U | USB |
| BK | Black |
| BZ | Bronze |
| SV | Silver |

SITE FURNISHINGS

This modern style picnic table is 100% aluminum and is available in all finishes. The seats and top can be ordered in a different color than the base frame but the top and seats must be the same color if different from the base. The base is FULLY WELDED and is surface mountable. Seats and top attach to the base with stainless steel hardware. This picnic table is ADA compliant as the ends of the picnic top will accommodate wheelchairs. Picnic table can be surface mounted.



M31016 Picnic Table without Umbrella Hole
96"W 68"D 30.5"H 18"SH
165 lbs.

M31015 Picnic Table with Umbrella Hole
96"W 68"D 30.5"H 18"SH
165 lbs.



M31040 Slat Bench - Straight Armless
71.5"W 27"D 33.5"H 17.5"SH
110 lbs.



M31042 Slat Bench - Straight Two Arms
71.5"W 27"D 33.5"H 17.5"SH 23"AH
115 lbs.

Site furnishings vinyl color selections are located on page 165. Frame finishes are located on page 164.



M732-6 6' Bench with Back and Arms
76"W 28.5"D 35"H 17"SH 25"AH
72 lbs.
Surface mount only
Must be secured to surface



M730-6 6' Bench with Back
No Arms
72"W 28.5"D 35"H 17"SH
63.5 lbs.
Surface mount only
Must be secured to surface



M733-6 6' Bench Backless - No Arms
72"W 17"D 17.5"H 17.5"SH
36 lbs.
Surface mount only
Must be secured to surface



M1600RCW 32 Gallon
Crossweave Deco Bin with Lid
and Liner
23.75"W 23.75"D 33"H
23 lbs.



M770 Rectangular Waste Receptacle
36.5"W 19"D 36"H
78 lbs.
Includes dual 22 gallon liners
Fiberglass top only available in bronze.
Can be surface mounted.

**Labeling for M770L is NOT available
with the Textured Pewter (TPW finish)**



M770L Rectangular Waste
Receptacle with Labeling
Color of labels for body of
receptacle determined at factory
discretion in either light or dark
color. Tops only available in bronze
with white artwork.



M770-POST
Optional In-Ground
Mount Post
Attaches to bottom
of receptacle.
Hardware included



M1600RS 32 Gallon Waste
Receptacle with Sling Sides
with Lid and Liner
24.5"W 24.5"D 33.75"H
17 lbs.



M1600R 32 Gallon Deco Bin
with Lid and Liner
25"W 25"D 33"H
19 lbs.



M1600R 32 Gallon Deco Bin
with Lid and Liner with Optional
Fiberglass Top MT1600R sold
separately
27 lbs.



MT1600R Fiberglass Top, sold
separately
25.5"W 25.5"D 3"H
8 lbs.
For use with any M1600 series
waste receptacle
Has a 9 1/2" dia. opening.



M1600RTB Towel Bin
with Sling Sides
24.5"W 24.5"D 33.75"H
14 lbs.



M1600RST 32 Gallon Waste
Receptacle with Stamped
Aluminum Sides
with Lid and Liner
24.75"W 24.75"D 32.5"H
59 lbs.



M77040 Nexus Woven Waste
Receptacle
26"W 26"D 40.5"H 20 lbs.
Also available in Driftwood (page 39)
and Sapphire weave. (page 49),
32 gallon liner included



Easy Access
Waste Can/Liner
M8040A shown
with door open

M8040A 32 Gallon Waste
Receptacle with Lid and Liner
25"W 25"D 45.875"H
72 lbs.



M31090 30 Gal. Waste Receptacle with Powder Coated Liner and Spun Aluminum Drop-Thru Lid. 30"W 30"D 34"H 48.875"H (with lid) 69.5 lbs.
(79 lbs. with liner and spun aluminum drop-thru lid)
Can be Surface Mounted.



M31090-LID Detachable Waste Receptacle Lid Fits model M31090 only 29.5"W 29.5"D 11"H 16.5 lbs.



M760 30 Gal. Waste Receptacle with Powder Coated Liner and Spun Aluminum Drop-Thru Lid 29"W (bottom) 30"W (top) 30"D 34.25H 38 lbs.
(46.5 lbs. with liner and spun aluminum drop-thru lid)
Can be surfaced mounted



M760-LID Detachable Waste Receptacle Lid Fits model M760 only 29" dia. 13.5"H 16 lbs.



M24CFA-REC 24" Square Portico Waste Receptacle with 35 gallon Fiberglass Liner and four wheel base 24"W 24"D 45.25"H 107 lbs.



M169-5 Hoop Bike Rack 71.5"W 28"D 33.5"H 35.5 lbs.
Must be surface mounted.



M167-5 6.75' Bike Rack 81"W 36"D 29"H 67.5 lbs.
Must be surface mounted.




5000SM 5000 Solstice Bike Rack, 41.875"W..37"H 23 lbs.
Holds two bikes
Alum. Extrusion 2" Dia., Surface mount, Powder Coated frames
5000S
5000 Solstice Bike Rack, In-Ground Mount, Powder Coated frames
Finish colors, page 136



Smoker's Butler
Finish Selections



Tan



Gray

SBCR Smoker's Butler 9" dia. 25"H 11 lbs.



M5535SMBU Smoker's Bin Surface Mount 40.5"H 14.5" Base dia. 4" Receptacle dia. 24 lbs.



Key Lock



Snuffer



M578-1 Charcoal Grill with Shelf 27"W 16"D 49"H 80 lbs.



ECG1929 Covered Charcoal Grill with Shelf Cook Surface - 320" sq. inches 3.5" Dia. Inground pedestal 29.25"W 19.5"D 40"H 145 lbs.

Bicycle racks and waste receptacles and lids are available in any finish color on page 164.

ULTRASITE ULTRACOAT SITE FURNISHINGS

Note: Assembly Required.



950SM-FB6 6' Capri Bench
Fiesta Pattern, Surface Mount (SM)
74"W 26.5"D 34"H
106 lbs.

Thermoplastic Finish,
Powder Coated Steel Frame
950SM-P6 - Perforated Pattern
950SM-S6 - Slat Pattern
950SM-V6 - Diamond Pattern
950SM-W6 - Wave Pattern

Also available in 4' and 8' sizes
Portable (P) and Inground (S) Options



954-V6 6' Lexington Bench with
Back, Diamond Pattern, Portable
and/or Surface Mount
75"W 27"D 35.5"H
214 lbs.

Thermoplastic Finish,
Cast Aluminum Frame
954-FB6 - Fiesta Pattern
954-P6 - Perforated Pattern
954-S6 - Slat Pattern
954-W6 - Wave Pattern

Also available in 4' and 8' sizes



955SM-W6 6' Sierra Bench
Wave Pattern, Surface Mount (SM)
75.25"W 34"D 35.5"H
110 lbs.

Thermoplastic Finish,
Powder Coated Steel Frame
955SM-FB6 - Fiesta Pattern
955SM-P6 - Perforated Pattern
955SM-S6 - Slat Pattern
955SM-V6 - Diamond Pattern

Also available in 2', 4' and 8' sizes
Portable (P) and
Inground (S) Options



940P-P6 - 6' Extra Heavy Duty
Bench with Back, Perforated
Pattern, Portable (P)
72"W 22.3125"D 35.125"H
Thermoplastic Finish,
Powder Coated Steel Frame
940P-V6 - Diamond Pattern
109 lbs.

Also available in 8' size
In-Ground (S) and
Surface Mount (SM) Options



974-HS6 - 6' Wilmington Bench,
Horizontal slats, Portable
and/or Surface Mount,
Powder Coat finish,
76.25"W 29"D 32.3125"H

974-S6 - Vertical Slat Pattern
145 lbs.

Also available in 4' and 8' sizes



976SM-V4 - 4' Contour Bench
w/out Back, Diamond Pattern,
Surface Mount (SM)
56.5"W 30"D 24.75"H
121 lbs.

Thermoplastic Finish,
Powder Coated Steel Frame
976SM-FB4 - Fiesta Pattern
976SM-P4 - Perforated Pattern
976SM-S4 - Slat Pattern
976SM-W4 - Wave Pattern

Also available in 6' and 8' sizes
Portable (P) Option



69SM-HS6 6' Phoenix Cantilever
Horizontal Steel Slat Bench
Powder Coated, Surface Mount
71"W 20"D 17.625"H
160 lbs.

69S-HS6 6' Phoenix Cantilever
Horizontal Steel Slat Bench
Powder Coated (Inground)

Also available in 4' size.
In-Ground (S) and
Surface Mount (SM) Options



65SM-HS6 6' Phoenix Cantilever
Horizontal Steel Slat Table and 2
4' Benches
Powder Coated, Surface Mount
71"W 74"D 30.8125"H
450 lbs.

In-Ground (S) and Surface
Mount (SM) Options



238H-V8 - 8' Double Sided
Extra Heavy Duty ADA Table, no hole
Diamond Pattern
Portable and/or Surface Mount
96"W 68.5"D 30.25"H

195 lbs.
Thermoplastic Finish,
Powder Coated Steel Frame
238H-P8 - Perforated Pattern, ADA
238-P6 - 6' Double Sided
Extra Heavy Duty Table
Perforated Pattern
72"W 68.5"D 30.25"H
239 lbs.
238-V6 - Diamond Pattern



239SM-V8 8' Extra Heavy Duty
Rectangular Span Leg Table,
No hole, Diamond Pattern
Surface Mount (SM)
96"W 69"D 30.25"H
235 lbs.

Thermoplastic Finish,
Powder Coated Steel Frame
239SM-P8 - Perforated Pattern
Inground (S) Option



338SM-V 46" Single Pedestal
Square Table, with hole
Diamond Pattern
Surface Mount (SM)
76.5"W 76.5"D 30.25"H
264 lbs.

Thermoplastic Finish,
Powder Coated Steel Frame
338SM-P - Perforated Pattern
Inground (S) Option



369SM-RDV 46" Round Span
Leg Table, with hole, Diamond
Pattern,
Surface Mount (SM)
84"W 84"D 30.25"H
196 lbs.

Thermoplastic Finish,
Powder Coated Steel Frame
369SM-RDP - Perforated
Pattern
Inground (S) Option

ULTRASITE ULTRACOAT SITE FURNISHINGS

Note: Assembly Required.



358H-V 3-Seat, 46" Square, ADA Table, with hole, Diamond Pattern Portable and/or Surface Mount 77.75"W 71.5"D 30.25"H 172 lbs. Thermoplastic Finish, Powder Coated Steel Frame
358H-P - Perforated Pattern



358-OV 46" Octagon Table with hole, Diamond Pattern Portable and/or Surface Mount 79"W 79"D 30.25"H 189 lbs. Thermoplastic Finish, Powder Coated Steel Frame
358-OP - Perforated Pattern



358H-RDV 3-Seat, 46" ADA Round Table, with hole Diamond Pattern 83"W 64.5"D 30.25"H 168 lbs. Thermoplastic Finish, Powder Coated Steel Frame
358H-RDP - Perforated Pattern



358-RDV 46" Round Table Diamond Pattern, with hole Portable and/or Surface Mount 83.25"W 83.25"D 30.25"H 186 lbs. Thermoplastic Finish, Powder Coated Steel Frame
358-RDP - Perforated Pattern

Surface Mount (SM) recommended

ULTRASITE ULTRACOAT RECEPTACLES



AG-36FT Augusta 36 Gallon Receptacle w/Flat Top Lid & Plastic Liner Inground or Surface Mount Powder Coated Finish 26.5"W 26.5"D 29.25"H 185 lbs.
AG-36AU Ash Urn Lid & Plastic Liner
AG-36RB Rain Bonnet Lid and Plastic Liner



EX-12 Ash Urn Only Diamond Pattern Inground or Surface Mount 12.5"W 12.5"D 24"H 38 lbs. Thermoplastic Finish
PR-12 - Perforated Pattern



PR-12AT - Ash & Trash Receptacle Combo with Liner, Perforated Pattern Inground or Surface Mount 12.5"W 12.5"D 24.5"H 38 lbs. Thermoplastic finish
EX-12AT - Diamond Pattern



EX-32 32 Gallon Trash Receptacle Only Diamond Pattern 23.5"W 23.5"D 30"H 70 lbs. Thermoplastic Finish
FB-32 - Fiesta Pattern
PR-32 - Perforated Pattern
S-32 - Slat Pattern
W-32 - Wave Pattern (Lid And Liner Sold Separately)



TEXT-32 32 Gallon Receptacle 24"W 24"D 33"H 70 lbs. Thermoplastic Finish (**RT-32** Lid and **PL-32** Liner Sold Separately)



TFTR-32-08 Flat Top Lid with 8" opening, 24"W 24"D 2"H 7 lbs. Fits 32 gal. receptacle
TFTR-32-14 Flat Top Lid with 14" opening,



TAUR-32-08 Flat Top Lid with 8" opening and Ash Urn 24"W 24"D 13"H 13 lbs. Fits 32 gal. receptacle
TAUR-32-14 Flat Top Lid with 14" opening and Ash Urn Lid



TRBR-32-08 Flat Top Lid with 8" opening and Rain Bonnet 24"W 24"D 13"H 13 lbs. Fits 32 gal. receptacle
TRBR-32-14 Flat Top Lid with 14" opening and Rain Bonnet



RT-32 32 Gallon Dome Round Top 24.875"W 24.875"D 11.75"H 10 lbs. Available in Black, Blue, Gray, Red
Only available on thermoplastic receptacles

RECEPTACLE MOUNTING KITS

Most trash receptacles are portable and can be converted to either inground (IG) or surface mount (SM) receptacles. Sold separately. Powder coated black finish.



IG KIT Inground Mount Kit for Receptacles Powder coated black finish



SM KIT Surface Mount Kit for Receptacles Powder coated black finish

Note: Mounting kits are not available for TEXT-32.



PL-32 Heavy Duty Plastic Receptacle Liner 22"W 22"D 28"H 8 lbs. 32 Gallon Capacity Sold Separately

ULTRASITE NATURAL COLLECTION

Recycled planks, 100% recycled plastic with color, rounded edges. Assembly required.



20-CDR6

6' Bench with Back,
Recycled Plastic, 2\"X4\" Planks,
72\"W 25\"D 33.5\"H
160 lbs.

20-GRN6

20-GRY6

Portable only



21-CDR6

6' Bench with Back,
Recycled Plastic, 2\"X6\" Planks
72\"W 24.5\"D 32.5\"H
185 lbs.

21-GRN6

21-GRY6

Portable only



61S-CDR6

Richmond Series 6' Bench
with Back, Recycled Plastic
Powder Coated Frame
72\"W 21.75\"D 32.75\"H
185 lbs.

61S-BRN6

61S-GRN6

61S-GRY6

Inground (S) or
Surface Mount (SM) Option



982SM-GRN36

6' Single Sided Bench,
Recycled Plastic,
8-Slat, 3\"X4\" Planks, Powder
Coated Frame
Surface Mount (SM)
72\"W 23.25\"D 35\"H
235 lbs.

982SM-BRN36

982SM-CDR36

982SM-GRY36

Inground Mount (S) Option



952SM

6' Backless Bench, Recycled Plastic, 4-Slat. 3\"
x 4\" Planks, Powder Coated Frame, Surface
Mount (SM).
72\"W 16.62\" SH, 15.5\"D.
130 lbs.

952SM-GRN36

952SM-GYR36

952SM-CDR36

952SM-BRN36



964-BRN6

6' Charleston Bench with Back,
Recycled Plastic, thermoplastic
finish on frame
76\"W 26.75\"D 35.75\"H
300 lbs.

964-CDR6

964-GRN6

964-GRY6

Portable (P) and/or Surface Mount
(SM) Options



24-CDR6

6' Table, Recycled Plastic,
no hole
72\"W 59.5\"D 30\"H
410 lbs.

24-GRN6

24-GRY6

Portable (P) and/or
Surface Mount (SM) Options
Frame Black



238-GRN8

8' Extra Heavy Duty Table,
no hole, Recycled Plastic,
Galvanized Frame
96\"W 61.685\"D 30\"H
400 lbs.

238-BRN8

238-CDR8

238-GRY8

Portable (P) and/or Surface
Mount (SM) Options



158-GRY6

6' Heavy Duty Table,
no hole, Recycled Plastic,
Powder Coated Frame
72\"W 57\"D 30\"H
253 lbs.

158-BRN6

158-CDR6

158-GRN6

Portable (P) and/or Surface
Mount (SM) Options



26-HEX-GRN

6' Hexagon Table,
with hole, Recycled Plastic
72\"W 72\"D 29.5\"H
250 lbs.

26-HEX-CDR

Portable (P) and/or
Surface Mount (SM),



358-CDR48

48\" Square Table, Powder
Coated Frame, with hole,
Recycled Plastic
74.5\"W 74.5\"D 30\"H
227 lbs.

358-BRN48

358-GRN48

358-GRY48

Portable (P) and/or Surface
Mount (SM) Options

ULTRASITE ULTRACOAT SITE FURNISHINGS

! IMPORTANT ORDERING INFORMATION Powder coated lids are required for recycled plastic receptacles



PFT-32-TRSQ
Flat Top Square Lid;
Powder Coat Finish
23"W 23"D 2"H
20 lbs.
Fits 32 gal. TRSQ-32



PAU-32-TRSQ
Square Lid with Ash Urn
Powder Coat Finish
23"W 23"D 13.128"H
25 lbs.
Fits 32 gal. TRSQ-32



PRB-32-TRSQ
Square Lid with Rain Bonnet
Powder Coat Finish
23"W 23"D 13.0625"H
24 lbs.
Fits 32 gal. TRSQ-32

Decals for TRSQ-32 and TR-32 Receptacles



01-05-0130 Lettering - 'RECYCLE' decal
01-05-0135 Lettering - 'TRASH' decal"
01-05-0136 Lettering - 'CANS' decal
01-05-0137 Lettering - 'PLASTICS' decal



TRASH RECEPTACLES



TRSQ-32-GRY
32 Gallon Sq. Receptacle,
Recycled Plastic, 2"x4" Planks,
26.75"W 26.75"D 34"H
135 lbs.

TRSQ-32-BRN
TRSQ-32-CDR
TRSQ-32-GRN

Liner (page137) and
Powder Coat Lid Sold Separately
Portable w/mounting kit sold Separately.

Available in all plank colors
Assembly Required



TR-32-BRN
32 Gallon Round Receptacle,
Recycled Plastic, 2"x4" Planks,
27.25"W 27.25"D 34"H
110 lbs.

TR-32-CDR
TR-32-GRN
TR-32-GRY

Liner (page137) and
Powder Coat Lid Sold Separately
Portable w/mounting kit sold Separately.

Available in all plank colors.

Powder Coated Lids



PFTR-32-08
Flat Top Lid with 8" opening,
24"W 24"D 2"H 7 lbs.
Fits 32 gal. receptacle

PFTR-32-14
Flat Top Lid with 14" opening,



PAUR-32-08
Flat Top Lid with 8"
opening and Ash Urn
24"W 24"D 13"H 13 lbs.

Fits 32 gal. receptacle
PAUR-32-14
Flat Top Lid with 14"
opening and Ash Urn Lid



PRBR-32-08
Flat Top Lid with 8"
opening and Rain Bonnet
24"W 24"D 13"H
13 lbs.
Fits 32 gal. receptacle

PRBR-32-14
Flat Top Lid with
14" opening and
Rain Bonnet

RECYCLING RECEPTACLES



TRSQ-20-GRY
Single Recycling 20 Gal. Receptacle, Recycled
Plastic,
23"W 23"D 28"H 135 lbs.

TRSQ-20-BRN
TRSQ-20-CDR
TRSQ-20-GRN

PL-20 Liner and Lids listed below
Sold Separately
Portable with mounting kit sold separately

Available in all plank colors
Assembly Required



TRSQ-40-CDR
Double Recycling Receptacle, 20 Gal. each,
Recycled Plastic,
44.75"W 23"D 28"H 235 lbs.

TRSQ-40-BRN
TRSQ-40-GRN
TRSQ-40-GRY

PL-20 Liner and Lids listed below
Sold Separately
Portable with mounting kit sold separately

Available in all plank colors
Assembly Required



TRSQ-60-GRN
Triple Recycling Receptacle,
20 Gal. each, Recycled Plastic,
66.5"W 23"D 28"H 335 lbs.

TRSQ-60-BRN
TRSQ-60-CDR
TRSQ-60-GRY

PL-20 Liner and Lids listed below
Sold Separately
Portable w/mounting kit sold separately

Available in all plank colors
Assembly Required

Lids for TRSQ-20, TRSQ-40 and TRSQ-60 Receptacles Sold Separately

01-05-0123 'PLASTICS' Lid
23 3/4" square HDPE lid,
Lettering - 'PLASTICS', 10" round opening

01-05-0124 'CANS' Lid
23 3/4" square HDPE lid,
Lettering - 'CANS', 4" round opening

01-05-0125 'TRASH' decal
23 3/4" square HDPE lid,
Lettering - 'TRASH', 10" square opening

01-05-0126 'GLASS' Lid
23 3/4" square HDPE lid,
Lettering - 'GLASS', 4" round opening

01-05-0127 'PAPER' Lid
23 3/4" square HDPE lid,
Lettering - 'PAPER',
10" x 1.5" slot opening

ULTRASITE DOG PARK SITE FURNISHINGS

! IMPORTANT ORDERING INFORMATION **Must specify Blue or Green**



TBARK-954-S6
Pooch Perch Bench, Slat Pattern
74"W 25"D 35"H
190 lbs.

TBARK-954-P6 - Perforated Pattern
TBARK-954-W6 - Wave Pattern
Features Paw Print and Bone Detail.
Thermoplastic seat and Powder Coated Frame

Available in Slat (shown), Perforated or Wave seat pattern.



PBARK-940P-P6
Sit & Stay Bench, Portable
72"W 22.25"D 35"H
109 lbs.

Features Paw Print and Bone Detail with perforated seat
Thermoplastic seat and back and Powder Coated Frame

Available inground (S), portable (P) and surface mount (SM).



TBARK-PR-32
Tidy Up Trash Receptacle
Thermoplastic Finish
23.5"W 23.5"D 30"H
77 lbs.


Shown with **FTR-32-08** Flat Top Thermoplastic Lid and **PL-32** Liner
(Lid & Liner Sold Separately) page 131



PBARK-472
Waste Station
Bag Dispenser Add-On
6.75"W 4.75"D 11.75"H
5 lbs.

Receptacle Sold Separately

01-08-0074
Dog Park Refill Kit
200 Bag Refill Kit, Bags only



PBARK-474
Pick Up Station with Leash Holder
6.75"W 7.75"D 48"H
12 lbs.

PBARK-473
Pick Up Station
6.75"W 4.75"D 48"H
10 lbs.
In-ground only



PBARK-475
Recycled Pick Up Station with Leash Holder
6.75"W 11.75"D 60"H
34 lbs.
In-ground only.



Leash Holder

Includes **PL-20** Liner and Powder Coated Rain Bonnet lid
As shown



PBARK-433
Recycled Plastic Pet Waste Station w/20 Gal. Receptacle
25.75"W 28.5"D 60.5"H
125 lbs.

PBARK-434
Recycled Plastic Pet Waste Station w/20 Gal. Receptacle & Leash Holder
25.75"W 36"D 60.5"H
125 lbs.



PBARK-940S-P6

ULTRASITE DOG PARK SITE FURNISHINGS

❗ IMPORTANT ORDERING INFORMATION **Must specify Blue or Green**



Includes **PL-20** Liner
and Powder Coated
Rain Bonnet lid
As shown

***PBARK-436**
Premium Recycled Plastic Pet Waste Station
w/20 Gal. Receptacle
& Leash Holder
25.75"W 36"D 60.5"H
130 lbs.

***PBARK-435**
Premium Recycled Plastic Pet Waste Station
w/20 Gal. Receptacle
25.75"W 28.5"D 60.5"H
130 lbs.



***PBARK-484**
Waste Station
with Hand Sanitizer
and Receptacle
12.75"W 9.25"D 67"H
25 lbs.



***PBARK-488**
Waste Station -
with Bags -
No Receptacle
6.75"W 5.75"D 67"H
35 lbs.



***PBARK-490**
Waste Station with
Bags and Receptacle
12.75"W 9.25"D 67"H
45 lbs.

***Choose Waste Station signage for
PBARK-435, PBARK-436, PBARK-484, PBARK-488, PBARK-490**



01-08-0175
Poop Happens



01-08-0176
Pet Waste Station



01-08-0177
Pet Waste Station



01-08-0178
Leave Nothing



01-08-0179
Pup Stop

ULTRASITE ULTRACOAT SITE FURNISHINGS


Pattern Options



DIAMOND (V)



FIESTA (FB)



PERFORATED (P)



SLAT (S)



WAVE (W)

❗ **IMPORTANT ORDERING INFORMATION** ★ **Thermoplastic coated lids required for thermoplastic receptacles**
Powder coated lids required for recycled plastic receptacles

ULTRACOAT THERMOPLASTIC COLORS



Red



Burgundy



Blue



Ultra Blue



Green



Brown



Beige



Black

- Superior Adhesion
- Resistance to Cutting and Vandalism
- No Runs or Drips
- Smooth Finish Prevents Mold and Mildew
- Easily Repaired
- UV Protection
- Environmentally Friendly

POWDER COAT FINISH OPTIONS




Yellow



Red



Burgundy



Purple




Blue



Ultra Blue



Green



Brown



Beige




Gray



Black

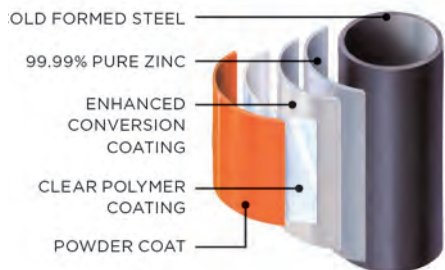


Matt Black




White

STANDARD POWDER COAT



- Uniform Coating
- Durability
- High-quality
- Attractive finish

RECYCLED PLANK COLORS



GRY - Gray

CDR - Cedar

BRN - Brown

GRN - Green

FIBERGLASS PLANTERS AND CONTAINERS


Texacraft all weather planters and containers combine natural and synthetic materials to create lightweight, sculptural forms that can be used both OUTDOORS and INDOORS. Carefully made by hand, each piece is constructed from a fiberglass shell with a natural metal finish applied over the top. They are then hand polished to achieve a rich, dimensional surface that will either patina over time or take on a matte finish, depending on the salt content in the air. Most of these commercial grade containers are steel reinforced and are two to three times stronger compared to other manufacturers. The finishes are formulated with high UV and scratch resistant properties creating a very durable exterior fiberglass product.

MAVERICK



- 032/19** Maverick Planter (B)
19" Dia. 12.25" Base 16.5"H 12 lbs.
032/23 Maverick Planter (A)
23" Dia. 15" Base 20"H 18 lbs.
032/30 Maverick Planter (C)
30" Dia. 20" Base 26.5"H 32 lbs.
032/36 Maverick Planter
36" Dia. 23.5" Base 31"H 50 lbs.

AXIS




- 043/36X14** Axis Planter (C)
36" L 14" W 16"H 30 lbs.
043/48X14 Axis Planter (B)
48" L 14" W 16"H 40 lbs.
043/60X14 Axis Planter (A)
60" L 14" W 16"H 50 lbs.
043/27X8X9 Axis Planter
27" L 8" W 9"H 9 lbs

SIDEKICK



- 053/19X19** Sidekick Planter
19" Square 19"H 21 lbs. (B)
053/24X24 Sidekick Planter
24" Square 24.25"H 31 lbs. (A)
053/30X25 Sidekick Planter
30" Square 25"H 35 lbs.
053/36X29BX34 Sidekick Planter
36" Square 34"H 60 lbs. (C)
053/42X38 Sidekick Planter
42" Square 38.25"H 72 lbs.

MONSOON



- 042/36X14** Monsoon Planter
36"L 14"W 24"H 40 lbs. (C)
042/46X10X24 Monsoon Planter
46"L 10"W 24"H 38 lbs.
042/48X14 Monsoon Planter
48"L 14"W 24"H 45 lbs. (B)
042/48X18 Monsoon Planter
48"L 18"W 36"H 65 lbs.
042/60X14 Monsoon Planter
60"L 14"W 24"H 60 lbs. (A)
042/72X14 Monsoon Planter
72"L 14"W 30"H 62 lbs.
042R/72X18X36 Monsoon Planter
with Recessed Base
72"L 18"W 36"H 80 lbs

CLOUD



- 089/18** Cloud Break Bowl (C)
18" Dia. 9" Base 7.5"H 9 lbs.
089/24 Cloud Break Bowl (B)
24" Dia. 11" Base 10"H 12 lbs.
089/30 Cloud Break Bowl (A)
30" Dia. 14.5" Base 12"H 23 lbs.
089/42 Cloud Break Bowl
42" Dia. 14" Base 14"H 40 lbs.

HELIX



- 029/16X16** Helix Side Table
16" Dia. 16" Base 16"H 16 lbs.
(Not available in shiny white).

AJAX




- 001/16X18** Ajax Side Table
16" Dia. 16" Base 18"H 15 lbs.




Dimensions may vary slightly due to fiberglass hand layering process. Weights shown are approximate. All planters ship without drain holes so that they can be used indoors. If drain holes are needed simply drill a 3/4" hole in bottom of planter.

FAIRFAX



- 034/26** Fairfax Planter (B)
12" Square 8.75" Sq. Base 26"H
20 lbs.
- 034/30** Fairfax Planter
16" Square 12" Sq. Base 30"H
28 lbs.
- 034/32X18** Fairfax Planter (A)
18" Square 13" Sq. Base 32"H
32 lbs.
- 034/32X24** Fairfax Planter
24" Square 16" Sq. Base 32"H
45 lbs.
- 034/42X24** Fairfax Planter
24" Square 16" Sq. Base 42"H
50 lbs.

TIBURON



- 035/26** Tiburon Planter (B)
12" Dia. 8.75" Base 26"H 19 lbs.
- 035/30** Tiburon Planter (A)
16" Dia. 11.25" Base 30"H 27 lbs.
- 035/32X18** Tiburon Planter (C)
18" Dia. 12.75" Base 32"H 30 lbs.
- 035/32X24** Tiburon Planter
24" Dia. 17" Base 32"H 43 lbs.
- 035/54X29** Tiburon Planter
29" Dia. 23.5" Base 54"H 50 lbs.

INFINITY



- 072/22** Infinity Planter (B)
13" Dia. 10" Base 22"H 13 lbs.
- 072/32X18** Infinity Planter (A)
18" Dia. 13" Base 32"H 30 lbs.
- 072/32X24** Infinity Planter (C)
24" Dia. 16" Base 32"H 43 lbs.
- 072/24X18.75X42** Infinity Planter
24" Dia. 18.75" Base 42"H 46 lbs.

SWELL



- 046R/48X14** Swell Planter
with Recessed Base
48"L 14"W 24"H 37lbs.
- 046R/40X14** Swell Planter
with Recessed Base
40"L 14"W 24"H 27lbs.

ELEMENT



- 082/32X22** Element Recycle/Trash Container (B)
(liners not included)
22" L 14"W x 32"H 20 lbs.
- 082RTTOP/32X22** Element Recycle/Trash
TOP for 32x22 container
- 082LINERS/32X22** Element Recycle/Trash Container
LINERS (2) Containers require 2 liners for 32x22,
- 082/32X31** Element Recycle/Trash Container (A)
(liners not included)
31"L 17"W 32"H 40 lbs.
- 082RTTOP/32X31** Element Recycle/Trash TOP
for 32x31 container
- 082LINERS/32X31** Element Recycle/Trash Container
LINERS (2) Containers require 2 liners for 32x31

- Decal 2" White Recycle Sticker
White Recycle Sticker
(for Matte Black finish)
- Decal 2" White Trash Sticker
White Trash Sticker
(for Matte Black finish)
- Decal 2" Black Recycle Sticker
Black Recycle Sticker
(for Bronze and light finishes)
- Decal 2" Trash Sticker
Trash Sticker
(for Bronze and light finishes)

Planter and Container Finishes

LS
LIMESTONE

BN
BONE

CF
COFFEE

BR
BRASS

R
OX BLOOD

ES
ESPRESSO

MG
MATTE GREY

BK
SHINY BLACK

ST
STERLING

MW
MATTE WHITE

SW
SHINY WHITE

Above: Finishes are Marine Grade or Automotive

B
*BRONZE

C
*COPPER

I
*CAST IRON

MB
*MATTE BLACK

SS
*STAINLESS STEEL

*Indicates a fusion of metal and fiberglass technology that will patina naturally over time.

Gray (Trash), Blue (Recycle), Bright Green (Compost)



HIVE

HIVE

- 073/28X14** Hive Container
14" Dia. 14" Base 28"H 16 lbs.
- 073/34X14** Hive Container
14" Dia. 14" Base 34"H 19 lbs.
- 073/TTop14** Hive Trash Top Only
For 28 & 34/14 container
- 073/RTop14** Hive Recycle Top Only
For 28 & 34/14 container
- 073/CompostTop14** Hive Compost Top Only
For 28 & 34/14 container
- 073Liner/28X14** Hive Container Liner Only
For 28/14 container
- 073Liner/34X14** Hive Container Liner Only
For 34/14 container

- 073/28X18** Hive Container
18" Dia. 18" Base 28"H 18 lbs.
- 073/34X18** Hive Container
18" Dia. 18" Base 34"H 21 lbs.
- 073/TTop18** Hive Trash Top Only
For 28 & 34/18 container
- 073/RTop18** Hive Recycle Top Only
For 28 & 34/18 container
- 073/CompostTop18** Hive Compost Top Only
For 28 & 34/18 container
- 073Liner/28x18** Hive Container Liner Only
For 28/18 container
- 073Liner/34x18** Hive Container Liner Only
For 34/18 container



SIDEKICK
053R/36X36X34



MIRAGE

Sterling Finish in stock.
Available in all other finishes.
Consult your sales rep.

MIRAGE

- 096/36X18-ST** Sterling Mirage Container (Top and Liner not included)
18" L 12" W 36"H 33 lbs. 15 Gallon
 - 096/LINER/36X18** Liner only for Mirage Container
 - 096/TTOP36X18-ST** Sterling Trash Top to fit Mirage Container w/ liner
 - 096/RTOP36X18-ST** Sterling Recycle Top to fit Mirage Container w/ liner
- Tops and Liner sold separately**

The decorative "Nest" globe surrounds tempered glass panels. The glass provides wind protection for the flame and helps keep the burner and contents clean. This specially formulated glass does not get excessively hot to the touch.



Only available in Smoke (SM) finish as shown.



NEST LANTERN

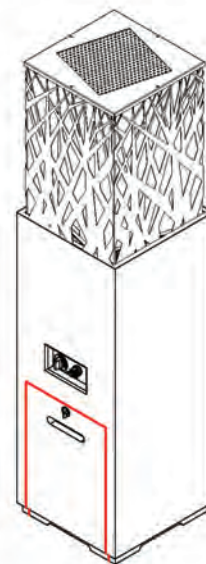
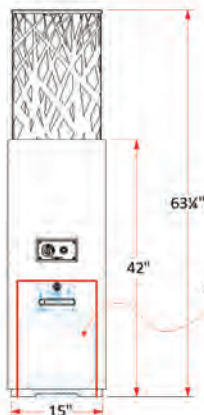
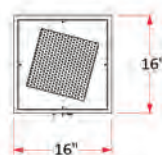
The Nest Lantern features a brushed stainless steel 'nest' pattern for the flame grill. The body of the lantern is made from glass fiber reinforced concrete (GFRC) in the Smoke color- a color resembling natural concrete. This unit is fueled by a self-contained Propane tank. The product is designed to use any standard 5 gallon propane tank available at most hardware stores or home improvement centers.



Nest Lantern Features

- Operates on 5 lb. LP Tank (not included)
- Stainless Steel Burner, Hose and Regulator
- Flame is adjustable
- BTU Rating 20,000 LP
- Manual/Piezo Lighting
- Manual control valve
- Includes 7 lb. Bag of Black Glass

715-SM-11-V1PC
Nest Lantern
160 lbs.



EURO HEIGHT FIRE TABLES

Texacraft's beautifully designed fire tables feature a natural concrete finish and a contemporary "Euro-Height" of 13". This lower height offers a more casual ambiance and places the flame well below eye level. Our units can be fueled by either Liquid Propane (LP) or Natural Gas (NG) and can easily be switched back and forth should your needs ever change.

- » Fire tables are designed to burn LP (Propane) or NG (Natural Gas)
- » All gas models ship as LP with a 10 foot hose and regulator
- » Simply connect to a standard 20lb LP tank to operate
- » Injector needed to convert burner to natural gas included
- » The conversion from LP to NG will take less than 2 minutes
- » Licensed plumber needed for Natural Gas installation
- » Tables have adjustable feet
- » Fluid Concrete Technology protects the concrete material from stains & weather
- » Composite material is 2x strength of normal concrete and ½ the weight
- » Stainless steel burners
- » Charcoal Glass included as decorative media
- » All tables ship with 2 bags of charcoal glass.
- » Each fire table in the collection is a 2 man lift.
- » Each unit fires 55000 BTU



ESF.O.BAS.40.NA
40" Square Fire Table with cover
40"W 40"D 13"H
160 lbs.



ESF.O.ARK.NA
40" Round Fire Table with cover
40"W 40"D 13"H
138.7 lbs.



ESF.O.WHF.65.NA
65" x 40" Rectangle Fire Table
with cover
65"W 40"D 13"H
249 lbs.




ESF.2.A.TAN.NA
LP Tank Cover/
Side Table/Stool
18"SQ x 20"H
44 lbs.



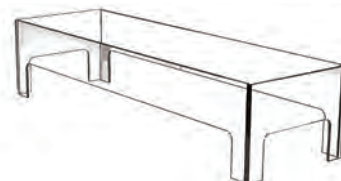
Replacement Covers:
ESF.5.A.C.BAS.40
40" Square Polyurethane Covers
ESF.5.A.C.ARK40
40" Round Polyurethane Covers
ESF.5.A.C.WHF
65" Rectangle Polyurethane Covers
ESF.1.A.C.TNK
LP Tank/Side Table
Polyurethane Cover



BLD.A.G.S530
Replacement Square
Glass Windscreen
21"W 21"D 8"H
18 lbs.



BLD.A.G.R550
Replacement Round
Glass Windscreen
22"W 22"D 6"H
10 lbs.



BLD.A.G.L1180
Replacement Rectangle
Glass Windscreen
46"W 21"D 8"H
29 lbs.

Glass Windscreens are sold separately.

Maintenance Products:

ESF.1.P.CRK
Concrete Repair Kit



Installation Instructions

Liquid Propane (LP)
Easy no cost installation
Burners are UL/ULC Listed
Push Button ignition
Offer flexibility to relocate fire table

Natural Gas (NG)
Lowest cost of operation
Requires no refueling
Adjustable flame height
Burners UL/ULC Listed
Push button ignition

MIRAGE COLLECTION IN-POOL



In or Out. The new Mirage In-Pool collection from Texacraft is made for both in-pool or out of pool use. These products are made of prime quality polyethylene - a material that is shock resistant, durable and will last for many years. Tested to withstand all climates from tropical sun to rugged winters, these products can stay outdoors year-round. All of the plastic material is entirely recyclable. The process of making these products, rotational molding, does not produce any plastic waste.

ISLAND DAYBED



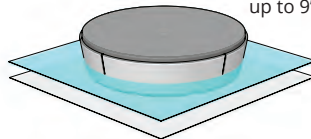
X-SB.005.(COLOR) Island Daybed
72"Dia. 16"H
Weight: 96 lbs.

The Round Daybed is designed for use in up to 9" of water depth.

The four daybed pieces are attached with clips.

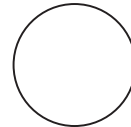
The Island Daybed can be used in or out of the water. The water depth cannot be deeper than 9".

Day Bed cushions are sold separately.

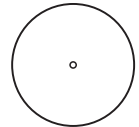


The Round Daybed is designed for use in up to 9" of water depth.

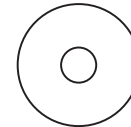
ISLAND DAYBED CUSHION OPTIONS



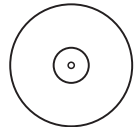
One Piece
M1335



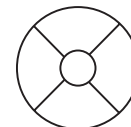
One Piece
with Hole
M1345



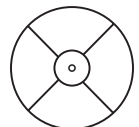
Two Pieces
M1348



Two Pieces
with Hole
M1349



Five Pieces
M1350



Five Pieces
with Hole
M1338



Base shown with 2-piece cushion **M1348**
and with Center Table **X-CT.000.(COLOR)**
Cushion and Island Daybed Center Table
sold separately.



X-CT.000.(COLOR)
Island Daybed Center Table
14"Dia. 9"H
Weight: 5 lbs.



Umbrella poles sleeves are for 1 1/2" dia. umbrella poles only.

Umbrella pole sleeves must be used when an umbrella is used with Island Daybed.

M20POLE-L Umbrella Pole Sleeve - Long
For use with center table.

M20POLE-S Umbrella Pole Sleeve - Short
For use with without center table.

Only Marine Grade Fabrics can be used if furniture is used in-pool. 100% Acrylic Marine Grade Fabrics options are shown on page 146. If daybed is to be used out of water ONLY, fabrics on pages 167-185 can be used on cushions. Daybed Base color options are shown on page 146.

MIRAGE COLLECTION
IN POOL

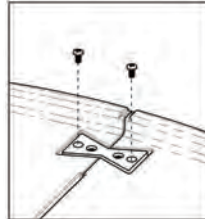


SQUARE DAYBED




X-SQ.0PS.(COLOR) Square Daybed
Base is composed of four pieces
Four pieces are connected by clips
66"W 66"D 12"H
Weight: 104 lbs.

Square Daybed requires cushions
which are sold separately.



Clips are used to attached the four
pieces of the Square Daybed and
the Round Daybed.

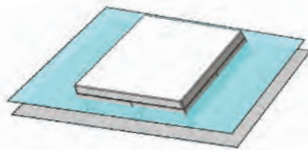


X-SQ.0PS.(COLOR) Square Daybed
Composed of four pieces
(shown with M1351 cushion.
Cushion sold separately.


! Important Ordering Information
(4) X-SQ.0PS segments must be ordered to create
a 66"W x 66"D Square Daybed as shown above.



M1339 Single Square Daybed Cushion
33"W 33"D 4"H
Weight: 6.5 lbs. (one cushion)
Weight: 26 lbs. (four piece set)
Must order four cushions



The Square Daybed is designed
for use in up to 9" of water depth.



M1351 Large Single Square Daybed Cushion
66"W 66"D 4"H
Weight: 26 lbs.
One large cushion fits the Square Daybed

The Square Daybed requires either a large square single cushion (**M1351**)
or (4) small square single daybed cushions (**M1339**).

Note: The base is composed of four pieces and does NOT include cushions.
Cushions are sold separately. Cushion(s) are secured to the base with stainless steel snaps.

Only Marine Grade Fabrics can be used if furniture is used in-pool. 100% Acrylic Marine Grade Fabrics options are shown on page 146.
If daybed is to be used out of water **ONLY**, fabrics on pages 167-185 can be used on cushions. Daybed Base color options are shown on page 146.




Low Lounge and Hourglass Side table shown above.



X-SO.000.(COLOR) Low Lounge
24"W 64"D 29"H
Weight: 58 lbs.

The Low Lounge can be used in or out of the water.

White Low Lounger available in stock for quick shipment.




The Low Lounge is designed for use in up to 9" of water depth.



X-SO.100.(COLOR) High Lounge
24"W 61"D 32"H
Weight: 80 lbs.

The High Lounge is designed for deeper pool ledge installations. This lounge can be used in or out of the water.




The High Lounge is designed for use in up to 15" of water depth.



X-SO.200.(COLOR) High Back Chair
23"W 34"D 33"H
Weight: 35 lbs.

The High Back Chair features a contoured shape for comfort and lumbar support. The chair can be used in or out of the water.



The High Back Chair is designed for use in up to 9" of water depth.

When In-Pool Products are placed on tanning ledges in swimming pools, holes in the products will allow water inside, which will consequently make the chaise or chair more stable. Please allow a few minutes for this process to be completed.


Lounge, Chair and Table color options are shown on page 146.



Adjustable Chaise will ship with 1/2" glides.



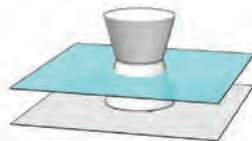
X-AC.000.(COLOR) Adjustable Chaise Lounge
27.5"W 82.5"D 10.75"H (flat without chaise pad)
with 1/2 in foot glides
Weight: 58 lbs.
Chaise Pad sold separately



Shown with 1/2" glides
For use in up to 9" of water depth



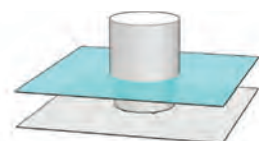
M10014P
Premium Adjustable
Chaise Lounge Pad
27.5" x 82.5" x 1.25"
Fits **X-AC.000** Adjustable
Chaise Lounge
Chaise Pad sold separately



The Hourglass Side Table is designed for
use in up to 9" of water depth.

X-DI.0P0.(COLOR) Hourglass Side Table
Dia. 14" 18"H Weight: 17 lbs.

The Hourglass Side Table is designed for use in up to 9" of water depth. To make sure the side tables will not float, you must fill them up by holding them on their side under water for a few minutes.



The Drum Side Table is designed for
use in up to 9" of water depth.

X-TA.0P0.(COLOR) Drum Side Table
Dia. 14" 18"H Weight: 17 lbs.

The Drum Side Table is designed for use in up to 9" of water depth. To make sure the side tables will not float, you must fill them up by holding them on their side under water for a few minutes.

Cleaning Instructions: Clean your furniture with mild soap and a brush. For best results, use a pressure washer for cleaning. Wash outdoor cushions with a solution of mild detergent and water and thoroughly rinse with clear water. Allow cushions to air dry completely. Do not use abrasive substances. Wash outdoor cushions with a solution of mild detergent and water and thoroughly rinse with clear water. Allow cushions to air dry completely. DO NOT USE A PRESSURE CLEANER ON THE CUSHIONS.

Only Marine Grade Fabrics can be used if furniture is used in-pool. 100% Acrylic Marine Grade Fabrics options are shown on page 146. If daybed is to be used out of water ONLY, fabrics on pages 167-185 can be used on cushions. Daybed Base color options are shown on page 146.

IN-POOL FABRICS AND FINISHES

100% Acrylic Marine Grade Fabrics available for In-Pool Cushions. These fabrics are woven from 100% solution dyed acrylic yarns. The stripe fabrics are designed with a 3.9" stripe width.

Swatch samples of the marine grade fabrics are available through your Texacraft sales representative.



5244 Natural White Marine Grade B



5245 Stone Marine Grade B



5246 Pacific Blue Marine Grade B



5247 Royal Navy Marine Grade B



5248 Forest Green Marine Grade B



5249 Dandelion Marine Grade C



5250 Tangerine Marine Grade C




5251 Pottery Marine Grade C




5252 Cardinal Red Marine Grade C



5253 Black Marine Grade B



5254 Cadet Gray Marine Grade B



5255 Aruba Marine Grade B




5256 Boathouse Marine Grade B



5257 Checkerboard Marine Grade B



5258 Forever Green Marine Grade B



5259 True Blue Marine Grade B




5260 Sunny Marine Grade B



5261 Candy Cane Marine Grade B

Texacraft's in-pool products are made of prime quality polyethylene. The coloration is throughout, not just a surface coloration. This material is shock resistant, durable, UV protected and fully recyclable .




Sandstone (50)



Granite (51)



Black (42)



White (13)



Anthracite / Gray (47)



Brown (34)



Forest Green (95)



Ocean Blue (82)



Yellow (66)



Orange (85)



Rouge (36)



Fuchsia (79)



Apple Green (72)



Turquoise (28)

Colors are depicted as accurately as possible. Actual finish samples are available. Contact your sales representative.



CORNHOLE

Concrete corn hole boards are the regulation American Cornhole Association (ACA) size and slope to ensure perfect playing conditions. Cornhole boards also feature a sloped bag removal area that allows water to efficiently drain away from the board, which keeps the boards cleaner. They are available in standard neutral gray. Cornhole boards are completely constructed out of concrete and have a smooth concrete surface that is polished and sealed for great bag slide. Our custom corn hole boards feature a concrete border that makes mowing simple, and trimming around them is easy and stress-free.

Sets can be installed on sand, compacted gravel or a concrete pad.



BYOB5531 Natural Concrete Gray Cornhole Set of 2
Standard Natural Gray. Contrast sandblasted sides. Includes two coats of sealer and two coats of outdoor wax.
Size: 55"L x 31" W
Weight: 633 lbs. each, 1266 lbs. per set



BYOB Weather Resistant Toss Bags
Standard colors are Red and Blue
(Set of 8: Choose two colors)

Weather Resistant Bags

Heavy Duty duck canvas cover filled with plastic pellets

Colors:

Bottom Row (left to right): White, Gray, Black, Yellow, Orange, Purple

Top Row (left to right): Red, Blue, Stars, Stripes, Burgundy, Navy Blue, Green



OUTDOOR PING PONG TABLE

The **510M** table is a stable and durable choice for your outdoor table tennis table. This ping pong table is well designed and particularly resistant to rough treatment. Its 100% steel, Aluzinc coated structure, high-density, and solid laminate tabletop, can afford to take a few hits, whether they're from rackets or weather conditions. This is a popular model with schools, hotels, and campsites.



455450 TACTEO Pack DUO
(2 paddles & 3 balls)



455708 TACTEO50
Outdoor Paddle
(1 paddle)



125615 Pro 510M Outdoor Table - Blue
60"W 107.87"L 29.92"H
372 lbs



125617 Pro 510M Outdoor Table - Grey
60"W 107.87"L 29.92"H
372 lbs

PARK TABLE

The PARK table is manufactured in France from very hard-wearing materials and demonstrates a sturdiness that readily translates to any situation, from impact, bad weather, to vandalism. The construction and materials used create the best quality outdoor ping pong table in the market.



127137 Park Table
60"W 107.87"L 29.92"H
357 lbs

FEATURES

- Playing Quality - Perfect Bounce - Park
- Table Top Durability - Galvanized Steel
- Ultra durable outdoor laminate
- Safety - Rounded edges to ensure maximum safety
- Stability / Robustness - Large steel feet - Park
- Galvanized steel structure to sustain all kinds of damages
- Three types of ground fastening methods possible
- Equipment / Ergonomics / Maneuverability
- Rounded edges - smooth design and ergonomic shapes



DAYBEDS

CLOUD DAYBED



DBS001
Cloud Daybed without 4 post canopy
Throw pillows and back wedge
headboard pillow sold separately.

DB001
Cloud Daybed
8'6"Square 8.5'H 21"SH
Weight: 675 lbs.
Pillows sold separately.

Features

- Retractable roof
- Stainless steel hardware
- Structurally sound
- Low maintenance
- Rust proof aluminum frame
- Headboard slats are natural lpe wood
- Frame Finish: Aluminum, Black, Ivory

Fabric Selection

Side curtains, bed cushions and wedge headboard pillow are available in most Sunbrella Upholstery or Marine Grade Fabrics. Ask sales rep for more information. Overhead Canopy **ONLY** available in AwnTex fabrics below.

Frame Finishes



AwnTex Fabrics for Overhead Canopy



863226 Red



863224 Terra Cotta



863225 Beige




863209 Almond



863206 White




863215 Ash Gray



863201 Black



863218 Spruce Green



863227 Navy



863203 Royal Blue



PL001 Wedge Headboard Pillow (above).
Optional pillow for incline support sold
separately. Single piece pillow is
90"W 8"D 11.75"H



Headboard slats and bed cushion
supports are lpe Wood- among
the strongest, toughest and most
weather resilient exotic woods.

VILLA DAYBED


- 2" x 4" Aluminum Frame
- Powder coated frame
- Non-adjusting backrest provides permanent incline
- Dry-Fast Foam mattress wrapped with canvas fabric.
- Fully Welded Frame
- Stainless Steel Hardware
- Cedar slats clear coated
- Base Plates




Villa daybed cabana is a wonderful way for guests to connect with nature and the outdoors. Elegantly designed to enhance any outdoor setting on your property whether being by the pool, in the garden, deck or patio.

- Mattress size is equal to queen bed
- Custom Daybed sizes available

VDB001 Villa Day Bed
72.5"W 88.25"D 96.25"H 750 lbs.



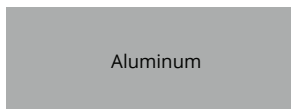
Walnut




Barnwood

Clear coated cedar slats used for Villa Day and Chairman Cabana

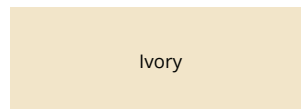
Frame Finish Selections



Aluminum



Black



Ivory

Consult your sales representative for fabric selection. All Sunbrella® Marine Grade Fabrics are available.

≈ 3-hole Base Plates allow surface mounting

CHAIRMAN EXECUTIVE CABANA

- 3" Square Powder-Coated Aluminum Frame
- Fully Welded Frame
- Stainless Steel Hardware
- Awning/Marine Grade Canvas or Mesh Fabrics
- Base Plates or In-Ground Hardware
- Available in custom sizes.
- Cedar wood slats available on 1, 2 or 3 sides of cabana

Shown below: CC103P - 1 side Curtains, 3 Sides wood Panels

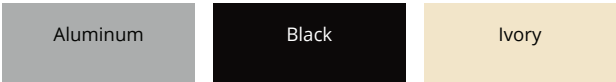


- CC081P** 8'x8' 8.5'H
3 Sides Curtains, 1 Side Wood Panels
573 lbs.
- CC101P** 10'x10' 8.5'H
3 Sides Curtains, 1 Side Wood Panels
637 lbs.
- CC121P** 12'x12' 8.5'H
3 Sides Curtains, 1 Side Wood Panels
755 lbs.
- CC141P** 14'x14' 8.5'H
3 Sides Curtains, 1 Side Wood Panels
833 lbs.


- CC082P** 8'x8' 8.5'H
2 Sides Curtains, 2 Sides Wood Panels
726 lbs.
- CC102P** 10'x10' 8.5'H
2 Sides Curtains, 2 Sides Wood Panels
824 lbs.
- CC122P** 12'x12' 8.5'H
2 Sides Curtains, 2 Sides Wood Panels
998 lbs.
- CC142P** 14'x14' 8.5'H
2 Sides Curtains, 2 Sides Wood Panels
1096 lbs.

- CC083P** 8'x8' 8.5'H
1 Side Curtains, 3 Sides Wood Panels
879 lbs.
- CC103P** 10'x10' 8.5'H
1 Side Curtains, 3 Sides Wood Panels
1011 lbs.
- CC123P** 12'x12' 8.5'H
1 Side Curtains, 3 Sides Wood Panels
1241 lbs.
- CC143P** 14'x14' 8.5'H
1 Side Curtains, 3 Sides Wood Panels
1359 lbs.

Frame Finish Selections



AwnTex Fabrics for Overhead Canopy



Consult your sales representative for fabric selection. All Sunbrella® Marine Grade Fabrics are available.

≈3-hole Base Plates allow surface mounting

ROMAN SHADE EXECUTIVE CABANA

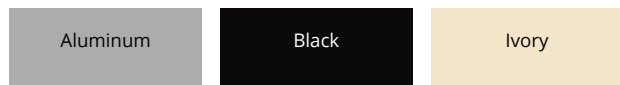
- Traversing curtains on a stainless steel rod
- All stainless steel hardware.
- 3" aluminum powder coated (baked on)
- Upright leg clearance is 8'0"
- Stainless steel buckles
- 125 MPH Wind Rating
- Two panels on top allows one side to have shade while the other has sun.



Sunbrella® brand marine grade fabrics


- RSC8** 8' x 8' with Full Curtains 255 lbs.
RSC10 10' x 10' with Full Curtains 10' x 10' 290 lbs.
RSC12 12' x 12' with Full Curtains 12' x 12' 330 lbs.
RSC14 14' x 14' with Full Curtains 14' x 14' 370 lbs.

Frame Finish Selections



Consult your sales representative for curtain fabric selection. All Sunbrella® Marine Grade Fabrics are available.

AwnTex Fabrics for Overhead Canopy



LAGUNA EXECUTIVE CABANA

- Traversing curtains on aluminum track with stainless steel carriers.
- Stainless steel buckles for added privacy on back curtains • Upright leg clearance is 8'0"
- 2" baked on powder coated aluminum posts are rust proof and durable.
- Frame is fully welded in sections with a rigid valance for extra strength.
- Cabana is pre-engineered for winds up to 120 MPH (Miami-Dade County approved)



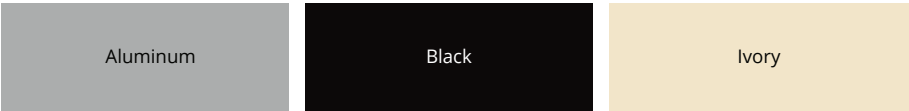
Sunbrella® brand marine grade fabrics

- LCS8** Laguna 8' x 8' 305 lbs.
- LCS10** Laguna 10' x 10' 339 lbs.
- LCS12** Laguna 12' x 12' 411 lbs.
- LCS14** Laguna 14' x 14' 498 lbs.

Sunbrella® firesist flame retardant fabrics

- LCF8** Laguna 8' x 8' 305 lbs.
- LCF10** Laguna 10' x 10' 339 lbs.
- LCF12** Laguna 12' x 12' 411 lbs.
- LCF14** Laguna 14' x 14' 498 lbs.

Frame Finish Selections



Consult your sales representative for fabric selection. All Sunbrella® Marine Grade Fabrics are available.

≈3-hole Base Plates allow surface mounting

HERMOSA EXECUTIVE CABANA

- Underside centerpeak fitting is welded aluminum for quick and easy frame assembly.
- Traversing curtains on aluminum track with stainless steel carriers.
- 2" baked on powder coated aluminum posts are rust proof and durable.
- Valance is loose. A variety of scalloped or straight valances are available for your selection.
- Upright leg clearance is 8'0". • 60 mph wind rating (with fabric on frame)



Sunbrella® brand marine grade fabrics

HCS8 Hermosa 8' x 8' 163 lbs.
HCS10 Hermosa 10' x 10' 178 lbs.
HCS12 Hermosa 12' x 12' 191 lbs.
HCS14 Hermosa 14' x 14' 201 lbs.

Sunbrella® firesist flame retardant fabrics

HCF8 Hermosa 8' x 8' 163 lbs.
HCF10 Hermosa 10' x 10' 178 lbs.
HCF12 Hermosa 12' x 12' 191 lbs.
HCF14 Hermosa 14' x 14' 201 lbs.

Frame Finish Selections

Aluminum

Black

Ivory

Consult your sales representative for fabric selection. All Sunbrella® Marine Grade Fabrics are available.

≈ 3-hole Base Plates allow surface mounting

REDONDO EXECUTIVE CABANA

- Traversing curtains on aluminum track with stainless steel carriers.
- 2" baked on powder coated aluminum posts are rust proof and durable.
- Valance is loose. A variety of scalloped or straight valances are available for your selection.
- Feature stripe is a 2" sewn on applique stripe in a myriad of colors.
- Upright leg clearance is 8'-0".
- 60 mph wind rating (with fabric on frame)



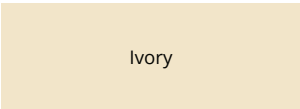


Sunbrella® brand marine grade fabrics

- RCS8** Redondo 8' x 8' 163 lbs.
- RCS10** Redondo 10' x 10' 178 lbs.
- RCS12** Redondo 12' x 12' 191 lbs.
- RCS14** Redondo 14' x 14' 201 lbs.

Sunbrella® firesist flame retardant fabrics

- RCF8** Redondo 8' x 8' 163 lbs.
- RCF10** Redondo 10' x 10' 178 lbs.
- RCF12** Redondo 12' x 12' 191 lbs.
- RCF14** Redondo 14' x 14' 201 lbs.

Frame Finish Selections



Consult your sales representative for fabric selection. All Sunbrella® Marine Grade Fabrics are available.

≈3-hole Base Plates allow surface mounting

CASUAL EXTRAS



Shade Structure

For a dramatic presence around the pool, our shade structure offers a semi-permanent solution for screening the sun's harsh rays allowing prolonged outdoor enjoyment for your residents and guests.

- All aluminum frame
- Stainless Steel Hardware
- Top and back fabric panels
- Utilizes Sunbrella® Brand Marine and Firesist* Fabrics
- Wind Rated (120 mph)
- In-Ground Mount system for semi-permanent installation
- Inside height front- 8' 2 7/8" slope to back with inside height- 7' 4 9/16"

Available Sizes With Sunbrella® Marine Grade Fabrics

DC008S 8' x 8'
DC010S 10' x 10'
DC012S 12' x 12'
DC014S 14' x 14'

Available Sizes With Sunbrella® Firesist Flame Retardant Fabric

DC008F 8' x 8'
DC010F 10' x 10'
DC012F 12' x 12'
DC014F 14' x 14'

Towel Valet

An elegant and useful addition at poolside, fitness center, tennis court or wherever towels are utilized. This functional item offers towel storage and after use collections all in one.

- All Aluminum Frame
- Stainless Steel Hardware
- Top Wire Mesh Storage Shelf
- Shelves have 100 lb. weight capacity
- Utilizes Sunbrella® Brand Marine and Firesist* Fabrics
- Removable collection bag for easy transport to laundry
- Easy maneuverability- lift and place
- Overall height- 6' 2"

Available Sizes With Sunbrella® Marine Grade Fabrics

TVSS 2' 11"w x 2' 8 1/2"d x 6' 2"h
TVLS 4' 10"w x 2' 8 1/2"d x 6' 2"h

Available Sizes With Sunbrella® Firesist Flame Retardant Fabric

TVSF 2' 11"w x 2' 8 1/2"d x 6' 2"h
TVLF 4' 10"w x 2' 8 1/2"d x 6' 2"h

Frame Finishes for Shade Structure and Towel Valet

Aluminum

Black

Ivory

UMBRELLAS



M9107MC Market
7 ½' 8 rib Octagonal Umbrella, champagne pole with crank,
NO TILT (FiberBuilt)
90" dia. 96"H 100"H (with finial) 22 lbs.
Finish: Champagne Bronze-CB only
Pole: 1.5" dia.
Fabric selections are located on pages 167-185

Also Available:
M9107MPP 7½' Market Umbrella
Pole with pulley and pin.
M9107MPU 7½' Market Umbrella
Pole with push up and pin lift mechanism.
M9109MPP 9' Market Umbrella
Pole with pulley and pin.

M9109MC Market
9' 8 rib Octagonal Umbrella, champagne pole with crank,
NO TILT (FiberBuilt)
108" dia. 96"H 100"H (with finial) 22 lbs.
Finish: Champagne Bronze-CB only
Pole: 1.5" dia.
Fabric selections are located on pages 167-185

Key Features for FiberBuilt Umbrellas

- Flexible fiberglass ribs are resilient and durable. They withstand harsh weather conditions and do not mold, mildew, rust or rot.
- Standard screw on finial. This feature allows for ease of changing the umbrella top.
- A maintenance-friendly yoke comes apart to allow easy access to the ribs.

Key Features for Garden, Patio, and Market Umbrellas

- 3/8" diameter fiberglass ribs for Garden and Patio, with nylon joints and end-tips.
- 1/2" diameter fiberglass ribs for Market Umbrella, with heavy duty nylon joints and end-tips.
- Two piece pole, 1.5" diameter is standard on Market, Garden and Patio Umbrellas.
- A heavy-duty crank is standard on Market, Garden and Patio Umbrellas.
- .065 wall, powder-coated aluminum pole standard for Garden and Patio.
- .080 wall, powder-coated aluminum pole standard for M9107MC and M9109MC.
- Market extended pole available for bar height applications.



Also Available:
7HPU 7½' Patio Umbrella
Pole with push up and pin
lift mechanism.

7HCRCB
Patio 7½' 6 Rib Hexagonal Umbrella
with spun acrylic, Champagne Bronze
Pole, with crank, NO TILT. (FiberBuilt)
This Umbrella has a market style
canopy and is available in 6 spun acrylic
fabrics. See below for colors. *Not
available in Burgundy.
90" dia. 90"H 15 lbs.
Finish: Bright Aluminum (A),
Champagne Bronze (CB), White (W)
Pole: 1.5" dia.



M9407MA
Garden 7½' 6 Rib Hexagonal Umbrella
with crank, NO TILT. (FiberBuilt) This
Umbrella has a valance style canopy
and is available in a Textilene fabric.
See below for colors.
90" dia. 90"H 15 lbs.
Finish: Bright Aluminum (A),
Champagne Bronze (CB), White (W)
Pole: 1.5" dia.

Also Available:
M9407MPU 7½' Garden Umbrella
Pole with push up and pin lift
mechanism.

Note: Push up model is not available
with a white finish

Fabric Selections: 7HCRCB, 7HPU, M9407MPU and M9407MA Only

| | | | | | | |
|---------------------|----------------------------|---------------------|--------------------------|-----------------------|----------------------------|-------------------------|
| BLK BLACK | FGF FOREST GREEN | BGE BEIGE | NAVY NAVY BLUE | WHI NATURAL | RBL PACIFIC BLUE | BUR *BURGUNDY |
|---------------------|----------------------------|---------------------|--------------------------|-----------------------|----------------------------|-------------------------|

Key Features for Lucaya, Nitro, Quatro, Contempo, Oceana, Riva, Viva and Wattsun Umbrellas

- 1/2" diameter fiberglass ribs, using heavy duty nylon joints and end-tips.
- Oceana and Riva Only - 3/4" diameter fiberglass ribs, using heavy duty nylon joints and end-tips.
- One piece pole 1 1/2" diameter is standard on Lucaya, Nitro, Quatro, Contempo, Viva and Wattsun Umbrellas.
- .125 wall, powder-coated aluminum one-pieced pole is standard.
- Bar height umbrellas available. Add "XL" to end of part number. Example: 9LPU-XL

Marine Grade Fabric Selections: Lucaya, Nitro, Quatro, Contempo, Oceana, Riva, Wattsun (Fabric number is followed by fabric grade)

| | | | | | | | |
|--------------------------------|-------------------------------|--------------------------------|--------------------------------|-------------------------------|------------------------|---------------------------|---------------------------|
| 8602 A PACIFIC BLUE | 8006 A DANDELION | 8605 A NATURAL WHITE | 8601 A BLACK | 4620 B BEIGE | 8634 A TERRA | 4624 B SKY BLUE | 8607 A BURGUNDY |
| 8600 A ANTIQUE BEIGE | 8603 A FOREST GREEN | 8612 A CAPTAINS NAVY | 4644 B CHARCOAL GRAY | 8608 A CARDINAL RED | 4676 B COCOA | 4677 C TUSCAN | |



6SQLPU

Quatro 6' 8 Rib Square Umbrella, heavy duty one piece aluminum pole with push up and pin lift mechanism, NO TILT. (FiberBuilt) 72" sq. 96"H 18 lbs. Pole: 1.5" dia.

Also available:

7SQLPP

7 1/2' 8 Rib Square Umbrella Pulley and Pin lift (FiberBuilt) 90" sq. 102"H 26 lbs. Pole: 1.5" dia.



8LPU

Lucaya 8' 8 Rib Octagonal Umbrella, heavy duty one piece aluminum pole with push up and pin lift mechanism, NO TILT. (FiberBuilt) 96" dia. 90"H 27 lbs. Pole: 1.5" dia.

Also available:

9LPU

9' dia. with push up and pin lift mechanism (FiberBuilt) 28 lbs. Pole: 1.5" dia.

11LPP

11' dia. with pulley and pin lift mechanism ((FiberBuilt) 30 lbs. Pole: 1.5" dia.



9CPU

Contempo 9' 8 Rib Octagonal Umbrella, heavy duty one piece aluminum pole with push up and pin lift mechanism, NO TILT. (FiberBuilt) 108" dia 28 lbs. Pole: 1.5" dia.

Also Available:

6SQCPU

6' 8 Rib Square Umbrella with push up and pin lift mechanism (FiberBuilt) 72" sq. 25 lbs. Pole: 1.5" dia.

11CPU

11' 8 Rib Octagonal with push up and pin lift mechanism (FiberBuilt) 132" dia. 32 lbs. Pole: 1.5" dia.



7NPU

Nitro 7 1/2' 4 Rib Diamond Umbrella, heavy duty one piece aluminum pole with push up and pin lift mechanism, NO TILT. (FiberBuilt) 132"D 108"W 96"H 25 lbs. Pole: 1.5" dia.

Finish Selections: Lucaya, Nitro, Quatro, Contempo, Oceana, Riva, Wattsun

| | | | | |
|-----------------|-------|-------|------------------|-------|
| BRIGHT ALUMINUM | BLACK | TERRA | CHAMPAGNE BRONZE | WHITE |
|-----------------|-------|-------|------------------|-------|

Oceana and Riva fabric and pole finish selections (page 158).



90PU

Oceana 9' 8 Rib Octagonal Freestanding Umbrella, heavy duty one-piece aluminum pole with push up and pin lift mechanism. NO TILT (FiberBuilt) 108" dia. 96"H 37 lbs.

Pole: 2.5" dia.
Fits freestanding base
SBG200-WLS-25
(page 162)

Also available:

110PP

11' dia. (FiberBuilt)
with pulley and pin
45 lbs. Pole: 2.5" dia.

130PP

13' dia. (FiberBuilt)
with pulley and pin
58 lbs. Pole: 2.5" dia.



11RPP

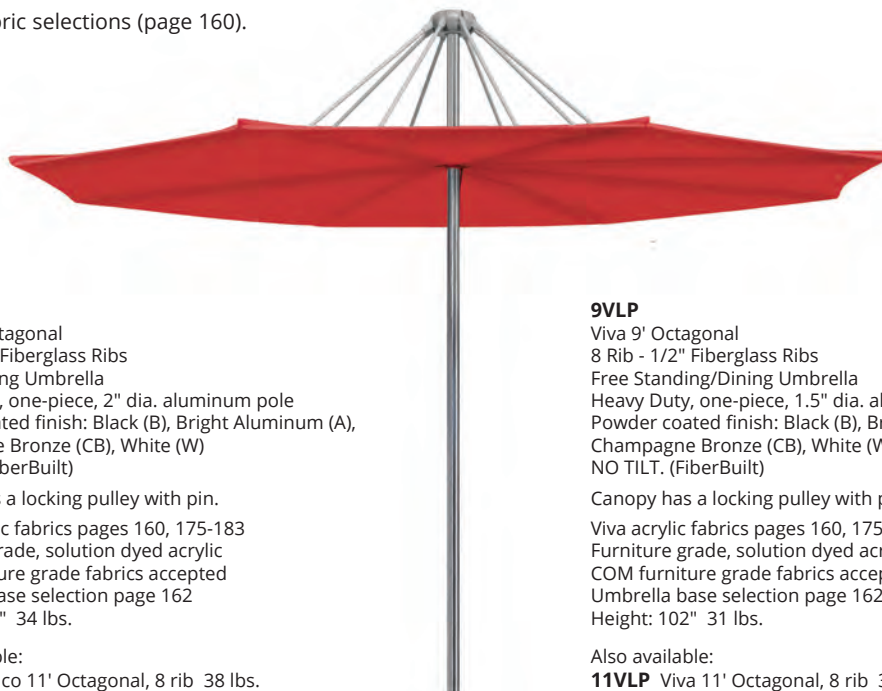
Riva 11' 8 Rib Octagonal Freestanding Umbrella, heavy duty one-piece aluminum pole with push up and pin lift mechanism. NO TILT (FiberBuilt) 132" dia. 102"H 38 lbs.

Pole: 2" dia.
Fits freestanding base
SBG200-WLS-2
(page 162)

Also available: **9RPU**

9' dia. Freestanding Umbrella with push up and pin lift mechanism. NO TILT (FiberBuilt) 108" dia. 34 lbs. Pole: 2" dia.

Unico and Viva fabric selections (page 160).



9ULP

Unico 9' Octagonal
8 Rib - 1/2" Fiberglass Ribs
Free Standing Umbrella
Heavy Duty, one-piece, 2" dia. aluminum pole
Powder coated finish: Black (B), Bright Aluminum (A),
Champagne Bronze (CB), White (W)
NO TILT. (FiberBuilt)

Canopy has a locking pulley with pin.

Unico acrylic fabrics pages 160, 175-183
Furniture grade, solution dyed acrylic
COM furniture grade fabrics accepted
Umbrella base selection page 162
Height: 102" 34 lbs.

Also available:

11ULP Unico 11' Octagonal, 8 rib 38 lbs.

9VLP

Viva 9' Octagonal
8 Rib - 1/2" Fiberglass Ribs
Free Standing/Dining Umbrella
Heavy Duty, one-piece, 1.5" dia. aluminum pole
Powder coated finish: Black (B), Bright Aluminum (A),
Champagne Bronze (CB), White (W)
NO TILT. (FiberBuilt)

Canopy has a locking pulley with pin.

Viva acrylic fabrics pages 160, 175-183
Furniture grade, solution dyed acrylic
COM furniture grade fabrics accepted
Umbrella base selection page 162
Height: 102" 31 lbs.

Also available:

11VLP Viva 11' Octagonal, 8 rib 32 lbs.

Furniture Grade Fabric Selections: Alero, Edge, Unico, Venice, Viva (Fabric number is followed by fabric grade)

| | | | | | | | |
|--------------------------------|--------------------------------------|--------------------------|----------------------------|---------------------------|-----------------------------|---------------------------|---------------------------|
| 5401 B PACIFIC BLUE | 5457 B SUNFLOWER YELLOW | 5404 B NATURAL | 5408 B BLACK | 5468 B CAMEL | 5440 C TERRACOTTA | 5424 B SKY BLUE | 5436 B BURGUNDY |
| 5422 B ANTIQUE BEIGE | 5446 B FOREST GREEN | 5439 B NAVY | 54048 B CHARCOAL | 5477 C LOGO RED | 5425 B COCOA | 5417 C TUSCAN | 54011 C GINGKO |

Double Vent

Retract fully for storage



Trigger lift with crank

10SQCANT

Alero 10' 10" Square Cantilever Umbrella
8 Rectangular aluminum ribs
Aluminum frame and fittings
with Granite Tile Base (FiberBuilt)
Pole and canopy rotate 360 degrees Umbrella 50 lbs.
Granite Umbrella Base 320 lbs.
Only available in Bronze finish.
120" sq. 108"H

Alero acrylic fabrics pages 160, 175-185
Furniture grade, solution dyed acrylic
COM fabrics accepted

Marine Grade Fabrics are not available.



Also available:
20SQVTP-CN
Venice 20' Square,
8 Rectangular aluminum ribs
Height: 213"
Umbrella Weight: 150 lbs.
Base Weight: 690 lbs.
Pole: 4" dia.

16SQVTP-CN

Venice 16' Square,
8 Rectangular aluminum ribs
Free Standing Umbrella
Carbon powder coated finished aluminum
and steel structure
Nylon Accessories
Telescopic opening and closing system
Steel cross base for 4, 19" x 19" cement
plates
Double sewn-in vent with storage ties
Venice acrylic fabrics pages 160, 175-185
Furniture grade, solution dyed acrylic
COM fabrics accepted
Height: 189"
Umbrella Weight: 125 lbs.
Base Weight: 690 lbs.
Pole: 4" dia.

Wattsun fabric selections (page 158).

SAY HELLO TO WATTSUN

Features a solar powered,
2USB port, charging station

9WSPU

Wattsun 9' Octagonal
8 Fiberglass Ribs
Free Standing Umbrella / up to 30"H Dining table
One-piece, 1.5" dia. aluminum pole,
NO TILT (FiberBuilt)
Push up and pin lift mechanism
Powder coated finishes available, page 158

Marine Grade Fabric selections, page 158
Solution dyed acrylic fabrics pages 175-185
Umbrella base selection page 162
Height: 104" 33 lbs.

- Water-resistant design
- Charging station speed is equal to that of a wall outlet
- Includes an 8 hour battery backup
- Safe, glass free design

Also available

8WSPU Wattsun 8' Octagonal,
8 Fiberglass Ribs
Push up and pin lift mechanism
Height: 104" 31 lbs.

Solar Charging Station



The solar panel acts as a finial.



Edge fabric selections (page 160).

10EDGE-PL

Edge 10', 8 Fiberglass Ribs, Octagonal
Free Standing Umbrella
Heavy Duty, one-piece, oval aluminum pole
with forward inclined design 80 degree angle (1)
Powder coated Platinum finish

Push up handle, multiple tilt positions (2)
Cast aluminum hub and push up handle
Stainless steel hardware

Canopy is accordion fold closure with covered ribs (3)
360 degree rotation, galvanized base
plate adjuster with stainless steel locking pin (4)

Edge acrylic fabrics pages 160, 175-185
Furniture grade, solution dyed acrylic COM fabrics accepted
Canopy/Umbrella cover included (5)
Height: 101" (max. 149")
Weight: 485 lbs.
Includes base



Fully Retracted



UMBRELLA BASES

Non-Freestanding For use with dining tables.



M9950 Cast Aluminum Umbrella Base
50 lbs.
Fits 1.5" dia. pole.
M9951 80 lbs.
Ships with both 6.5" and 16.75"
umbrella pole stems.
Available in all finishes.



M9850 Cast Aluminum Umbrella Base
50 lbs.
Fits 1.5" dia. pole.
M9851 80 lbs.
Available in all finishes.



M9650D Dark Brown Umbrella Base,
(Polypropylene) 50 lbs.
M9650W White Umbrella Base,
(Polypropylene) 50 lbs.
M9650B Black Umbrella Base,
(Polypropylene) 50 lbs.

Freestanding Freestanding Umbrella Bases are not designed for use with dining tables that utilize leg bracing underneath.



AB110-2.0 Aluminum Freestanding
Umbrella Base, no wheels,
23" dia. - Fits 1.5" and 2" dia. poles
110 lbs.
AB160-2.5 Aluminum Freestanding
Umbrella Base no wheels
23" dia. - Fits 2.5" dia. pole 160 lbs.
Available in Black, White, Bronze, Silver



ABW110-2.0 Aluminum Freestanding
Umbrella Base with hidden wheels
23" dia. - Fits 1.5" and 2" dia. pole.
110 lbs.
ABW110-2.5 23" dia. Aluminum Base
Fits 2.5" dia. pole.
Umbrella Base with hidden wheels
Available in Black, White, Bronze, Silver

Also Available:

AB110-2.5 23" dia. Aluminum Base
Fits 2.5" dia. pole. 110 lbs.
AB160-2.0 23" dia. Aluminum Base
Fits 1.5" and 2.0" dia. pole 160 lbs.
AB160-2.5 23" dia. Aluminum Base
Fits 2.5" dia. pole 160 lbs.
AB175-2.0 23" dia. Aluminum Base
Fits 2.0" dia. pole 175 lbs.
AB175-2.5 23" dia. Aluminum Base
Fits 2.5" dia. pole 175 lbs.
ABW175-2.0 23" dia. Aluminum Base w/Wheels
Fits 2.0" dia. pole 175 lbs.
ABW175-2.5 23" dia. Aluminum Base w/wheels
Fits 2.5" dia. pole 175 lbs.

Available in Black, White, Bronze, Silver



M9100 Cast Aluminum Freestanding
Umbrella Base with hidden wheels.
22" dia. - Fits 1.5" dia. pole.
100 lbs.
Available in standard finishes.
Note: Does not fit 2" or 2.5" dia. pole.



SBGW130-2 with wheels, fits 1.5" or
2" dia. pole, Freestanding Galvanized Base
with Welded Base Sleeve. 18" OA Height
24" square base. 130 lbs.
200 and 250 lb. base has 30" square base.
SBGW130-25 w/wheels, fits 2.5" dia. pole
SBGW200-2 w/wheels, fits 1.5" or 2" dia. pole
SBGW200-25 w/wheels, fits 2.5" dia. pole
Available in black and silver finishes.



SBG130-2 no wheels, fits 1.5" or 2" dia. pole
Freestanding Galvanized Base
with Welded Base Sleeve. 18" OA Height
24" square base 130 lbs.
200 and 250 lb. base has 30" square base.
SBG130-25 no wheels, fits 2.5" dia. pole
SBG200-2 no wheels, fits 1.5" or 2" dia. pole
SBG200-25 no wheels, fits 2.5" dia. pole
Available in black and silver finishes.

In-Ground Umbrella Mount Plate

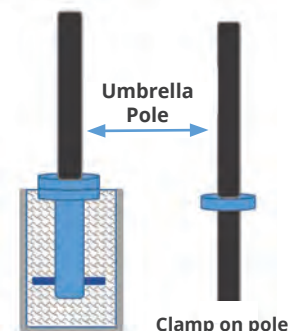


Note: It is highly recommended that when ordering umbrellas to
use with in-ground mount to order extra length poles. Add 'XL' to
the end of the part number. Ex: 9LPU-XL. (Extension poles are
available for Garden, Patio or Market umbrellas)

MT-DECK-AL-2 2" dia. poles
MT-DECK-AL-25 2.5" dia. poles

Overall Inground View

Portion of the mount
that is embedded inground
is flush with edge



Sunscreen Umbrellas are semi-permanent structures that are durable and can withstand harsh weather conditions. As with any non-permanent umbrella, awning or shade structure, they will need to be taken down when winds reach unsafe conditions. For areas that receive snow, we recommend removing and storing the Sunscreens in a dry, safe, protected environment.



5SQ-SUN

Sunscreen 5' Square Umbrella. Surface Mount.
Ships with umbrella base for use only with Sunscreen umbrella.

30" square base
Stationary- NO SWIVEL, NO TILT
One-piece, heavy duty 2" dia. pole
Steel frame
Two aluminum support ribs
Overall height: approx. 96"
Umbrella Weight: 100 lbs.
Base Weight: 200 lbs.



7RCT-SUN

Sunscreen 7' x 5' Rectangle Umbrella. Surface Mount.
Ships with umbrella base for use only with Sunscreen umbrella.

30" square base
Stationary- NO SWIVEL, NO TILT
One-piece, heavy duty
2" dia pole
Steel frame
Overall height:
approx. 96 inches
Umbrella Weight: 100 lbs.
Base Weight: 200 lbs.


Sunscreen Fabrics (Fabric number is followed by fabric grade)

| | | | | |
|-------------------------------|---------------------------|-------------------------------|--------------------------------|--------------------------------|
| 6001 B PACIFIC BLUE | 6004 B NATURAL | 6008 B BLACK | 6020 B BEIGE | 6023 B AQUAMARINE |
| 6031 C BURGUNDY | 6033 B LINEN | 6037 B FOREST GREEN | 6043 B PERSIAN GREEN | 6044 B CHARCOAL GRAY |
| 6046 B CAPTAIN NAVY | 6066 C LOGO RED | 6075 B CAPRI | 6079 B OCEAN BLUE | |

Sunscreen Pole, Canopy Frame and Base Finishes

| | | |
|-------------------|-------------------|----------------------------------|
| A WHITE | B BLACK | CB CHAMPAGNE BRONZE |
|-------------------|-------------------|----------------------------------|


FRAME FINISHES



N4 ANTIGUA




***BGE** GLOSS BEIGE




BIS ANTIQUE BISQUE




BKN BLACK



BRZ BRONZE




***CAM** CAMEL



***CEL** CELEDON



CPP COPPER




DRF DRIFTWOOD




JAV JAVA



***LAT** LATTE




MST COASTAL MIST




***OVE** OLIVE




OLY OLYMPIC GOLD




N7 PATINA




SLV SILVER



***SVR** SMOOTH VERDE



SWH SMOOTH WHITE



TPW TEXTURED PEWTER



WTK WEATHERED TEAK



***LMG** LIME GREEN



***ORG** ORANGE



***PUR** PURPLE



***RED** RED



***SKY** SKY BLUE



***YEL** YELLOW



Texacraft purchases the most durable electrostatic polyester powder available to cover the aluminum frames. This polyester powder is sprayed onto the frames which are then sent through a high temperature oven where the powder melts and bakes onto the frame. Combining such high quality finish components with Texacraft's extensive frame preparation process involving numerous cleaning cycles, the Texacraft finish will provide many years of worry free protection to the furniture frame.

*Glides and end caps are not necessarily color matched to finish color. Black, White or Opaque glides and end caps may be used.

Photographs do not necessarily give the exact color representation of the actual frame finish.

VINYL COLORS



22 Mahogany



23 Textured Bronze




26 Textured Olympian




27 Textured Antique Moss




28 Textured White



34 Textured Sandstone



35 Textured Antique Bisque



37 Textured Java



40 Textured Camel



47 Espresso



48 Latte



70S French Blue



89 Yellow



96 Textured Pewter



5101 Burgundy



5102 Beige




5103 Dove Gray



5106 Navy



5107 Royal



5113 White



5114 Ivory



5120 Sage



5121 Black



5151S Smooth Silver



5152S Emerald



5157S Smooth Verde



5158S Red



5201 Orange



5202 Electric Blue




5203 Lime Green




5204 Lavender/Purple

Colors are shown as accurately as possible. Actual color may vary slightly from color chart shown.

FIBERGLASS FINISHES



G55 White



G56 Ivory



G54 Beige



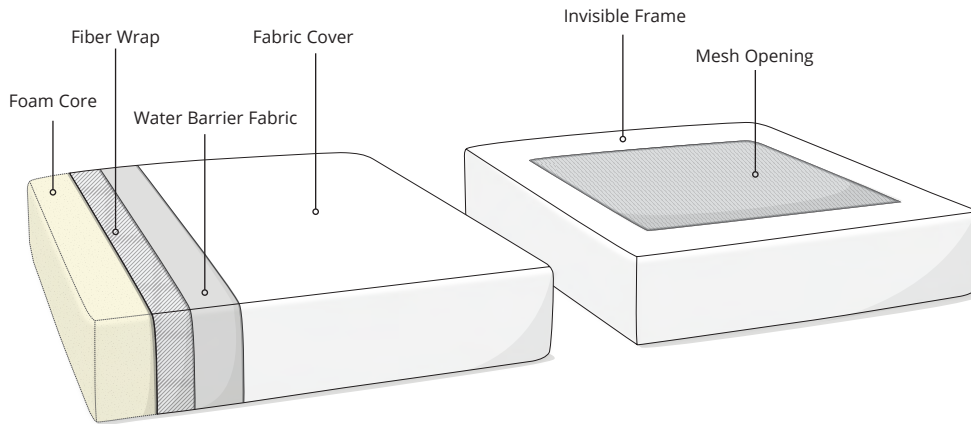
Vinyl strapping available in 250' rolls or in straps pre-cut for easy installation. The vinyl straps are 100% u.v. stabilized virgin vinyl, .110" thick by 2" wide.

PREMIUM CUSHION CONSTRUCTION

Texacraft's standard cushion have provided comfort and performance for our customers for many years and will continue to do so far into the future. With the impetus of the outdoor room that continues to grow more and more each year, Texacraft developed a premium cushion to enhance the performance of outdoor cushions.

The premium seat cushions, which bear the brunt of exposure and use as well as the target of prolonged rains, were engineered to shed water and keep your seat cushions dry. Should the outer fabric allow water to penetrate, a specially engineered water barrier fabric, that is sealed around the inner foam and fiber, will redirect the water to exit the bottom of the cushion via an open mesh sling fabric. The premium cushion utilizes a firmer foam to provide a fuller cushion appearance and to prolong the useful life of the cushion.

This premium cushion is an option on most collections and is designated with the model number suffix "P".



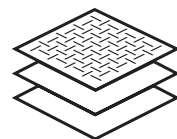
Fabric Cover

Texacraft's fabric offering is extensive with hundreds of fabric to choose from whether 100% acrylic, acrylic blend or PVC coated sling material. Texacraft wants you to create the look you desire. We offer fabrics from the most trusted brands in outdoor fabrics.



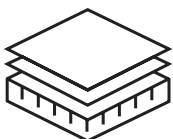
Water Barrier

The water barrier engineering comes from BellBloc® moisture, mold & mildew resistant fabric. The specially engineered fabric repels water around the inner foam structure helping to keep the cushions dry.



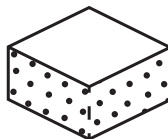
Smart Water Escape

A black, open mesh Textilene® sling fabric is used to allow any penetrating water to escape out the bottom of the cushion. This is a vinyl-coated, polyester fabric with UV inhibitors.



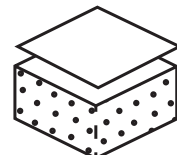
Engineered Comfort

It took the Texacraft team several years of experimentation and testing to develop what we believe is the most effective design to keep outdoor cushions dry. The result is not only functional but also extremely comfortable.



Foam Core

The foam provides overall cushion support and boasts a 1.75-1.95 lbs./cu. Ft. density rating. This foam meets flammability requirements CA.TB117-2013. Firm yet soft, the foam will help extend the useful life of the cushion.



Fiber Wrap

The Polyester fiber wraps the foam core to add full appearance to the look of the fabric covered cushion while adding another element of softness.

Woven Vinyls - Grade A For Sling, Cushion and Umbrella except where noted.




001 STRAW MATT
PHIFERTEX®
GRADE A




003 LANAI
PHIFERTEX®
GRADE A




005 POMPASS GRASS
PHIFERTEX®
GRADE A



012 SHELBY
PHIFERTEX®
GRADE A




013 COBALT TWEED
PHIFERTEX®
GRADE A




014 PLUM TWEED
PHIFERTEX®
GRADE A




015 TRIXIE STRIPE
PHIFERTEX®
GRADE A



019 STACK STONE
PHIFERTEX®
GRADE A



020 STACK BRICK
PHIFERTEX®
GRADE A




027 CLAY SKY
PHIFERTEX®
GRADE A




032 SPICE
PHIFERTEX®
GRADE A




034 ATRIUM
PHIFERTEX®
GRADE A




035 CARNIVAL
PHIFERTEX®
GRADE A



047 OCEAN
PHIFERTEX®
GRADE A




052 BERMUDA WICKER
PHIFERTEX®
GRADE A



059 AMALFI
PHIFERTEX®
GRADE A


Woven Vinyls - Grade A For Sling, Cushion and Umbrella except where noted.




061 SARASA BLUE
PHIFERTEX®
GRADE A




064 ROCKBROOK
TEXTILENE®
GRADE A




087 CHARM ICE BLUE
PHIFERTEX®
GRADE A




123 AQUA MARINE
TEXTILENE®
GRADE A




124 MYAN TEAL
TEXTILENE®
GRADE A




125 RED
TEXTILENE®
GRADE A



127 JADE
TEXTILENE®
GRADE A




128 HONEY
TEXTILENE®
GRADE A



129 MERIDIAN
TEXTILENE®
GRADE A




133 CHESTERFIELD
TEXTILENE®
GRADE A




135 ATLANTIC DRIFT
TEXTILENE®
GRADE A




138 GO GREEN
TEXTILENE®
GRADE A




142 DELRAY STRIPE POOLSIDE
PHIFERTEX®
GRADE A



145 LEMON YELLOW
PHIFERTEX®
GRADE A



146 ROYAL BLUE
PHIFERTEX®
GRADE A



147 GARDEN GREEN
PHIFERTEX®
GRADE A

Woven Vinyls - Grade A For Sling, Cushion and Umbrella except where noted.



150 NAVY PIER
PHIFERTEX®
GRADE A




153 DUPIONE POOLSIDE
PHIFERTEX®
GRADE A



154 DUPIONE KIW
PHIFERTEX®
GRADE A




159 WINDSOR STRIPE SPA
PHIFERTEX®
GRADE A




176 ROYAL PURPLE
TEXTILENE®
GRADE A



203 BROWN DERBY
PHIFERTEX®
GRADE A



***214** MOSS WICKER
TEXTILENE®
GRADE A




217 MADERA NICKEL
PHIFERTEX®
GRADE A




227 TURQUOISE STONE
PHIFERTEX®
GRADE A




242 SADDLESTITCH MATRIX
PHIFERTEX®
GRADE A




***269** CANE WICKER BRONZE
PHIFERTEX®
GRADE A




277 EARTH MULTI
PHIFERTEX®
GRADE A




280 TRELLIS STONE
PHIFERTEX®
GRADE A



281 TRELLIS MOSS
PHIFERTEX®
GRADE A




408 WHITE ON WHITE PACKED STRIPE
TEXTILENE®
GRADE A




412 ESPECIA
PHIFERTEX®
GRADE A

* Not recommended for cushions. Not available for padded sling.


Woven Vinyls - Grade A For Sling, Cushion and Umbrella except where noted.




413 COCONUT
PHIFERTEX®
GRADE A




416 NEGRIL TWEED
PHIFERTEX®
GRADE A



424 EARTHTONE GRASSCLOTH
TEXTILENE®
GRADE A




441 LOOM WEAVE CAMEL
TEXTILENE®
GRADE A



457 EARTHTONE BASKETWEAVE
TEXTILENE®
GRADE A



463 BLUE BLUSH
TEXTILENE®
GRADE A




464 TITANIUM
TEXTILENE®
GRADE A




480 BURLAP
TEXTILENE®
GRADE A



481 OYSTER PEARL
PHIFERTEX®
GRADE A




482 BARNWOOD
PHIFERTEX®
GRADE A



483 GLISTEN SILVER
TEXTILENE®
GRADE A



507 UMBER PINSTRIPE
TEXTILENE®
GRADE A




866 WHITE MESH
PHIFERTEX®
GRADE A



913 BLACK MESH
PHIFERTEX®
GRADE A




914 SNAPPY ORANGE
PHIFERTEX®
GRADE A



915 METALLIC SALSA
PHIFERTEX®
GRADE A

* Not recommended for cushions. Not available for padded sling.


Woven Vinyls - Grade A For Sling, Cushion and Umbrella except where noted.



921 PEWTER MESH
PHIFERTEX®
GRADE A



923 SILVER MESH
PHIFERTEX®
GRADE A




924 JAVA MESH
PHIFERTEX®
GRADE A



925 BRONZE PATINA MESH
PHIFERTEX®
GRADE A

Woven Vinyls - Grade B



926 TERRACE
PHIFERTEX®
GRADE A



927 COASTLINE
PHIFERTEX®
GRADE A



966 NAPA
PHIFERTEX®
GRADE A



002 PRIA TWEED
PHIFERTEX®
GRADE B

Woven Vinyls - Grade B For Sling, Cushion and Umbrella except where noted.



016 ARMOUR
TEXTILENE®
GRADE B



017 OVERLAY
TEXTILENE®
GRADE B




024 TANGO DUST
PHIFERTEX®
GRADE B



025 TANGO TAUPE
PHIFERTEX®
GRADE B



026 TANGO MOSS
PHIFERTEX®
GRADE B



028 GREY SCREEN
PHIFERTEX®
GRADE B




029 DUPIONE CREAM
PHIFERTEX®
GRADE B



***030 LITE TAUPE BASKETWEAVE**
TEXTILENE®
GRADE B


Woven Vinyls - Grade B For Sling, Cushion and Umbrella except where noted.




031 BLUE WILLOW
PHIFERTEX®
GRADE B




033 TEAL TRACK
PHIFERTEX®
GRADE B




036 NAVY REED
PHIFERTEX®
GRADE B




038 KIWI REED
PHIFERTEX®
GRADE B




039 NICKLE REED
PHIFERTEX®
GRADE B



040 BLUE BLUSH REED
PHIFERTEX®
GRADE B




042 FUSCHSIA
PHIFERTEX®
GRADE B




043 EMBER GLOW
PHIFERTEX®
GRADE B



044 LAKESIDE
PHIFERTEX®
GRADE B



048 JEWEL
PHIFERTEX®
GRADE B



049 BALDWIN
PHIFERTEX®
GRADE B



051 KONA STRIPE
PHIFERTEX®
GRADE B



053 TAHITI STRIPE
PHIFERTEX®
GRADE B



054 BLUE LAGOON
TEXTILENE®
GRADE B




055 SUNFLOWER
TEXTILENE®
GRADE B




056 CLAREMONT SAGE
PHIFERTEX®
GRADE B


Woven Vinyls - Grade B For Sling, Cushion and Umbrella except where noted.




057 SICILIAN BIRCH
PHIFERTEX®
GRADE B



058 MADRAS MARSH
PHIFERTEX®
GRADE B




060 KOZO MONO
PHIFERTEX®
GRADE B




062 BROADWAY
TEXTILENE®
GRADE B




063 GRANITE STONE
TEXTILENE®
GRADE B




***079** MATTE CANE WEAVE GRAY
PHIFERTEX®
GRADE B




***080** MATTE CANE WEAVE NAVY
PHIFERTEX®
GRADE B




081 MELANGE
PHIFERTEX®
GRADE B



082 STREAMLINE AZURE
PHIFERTEX®
GRADE B




083 DUPIONE GRAY
PHIFERTEX®
GRADE B




***084** MATTE MULTI-BLUE
CANE WEAVE
PHIFERTEX®
GRADE B




085 THAI RATTAN
PHIFERTEX®
GRADE B




086 DUPIONE ORANGE
PHIFERTEX®
GRADE B



088 AQUA TRELLIS
TEXTILENE®
GRADE B




089 TINY TEAL
TEXTILENE®
GRADE B




137 SEABREEZE
TEXTILENE®
GRADE B

* Not recommended for cushions. Not available for padded sling.


Woven Vinyls - Grade B For Sling, Cushion and Umbrella except where noted.



202 JADE PALACE
PHIFERTEX®
GRADE B



205 GRAY RUSH
PHIFERTEX®
GRADE B




****247 QUEST SILVER**
PHIFERTEX®
GRADE B




****248 QUEST GOLD**
PHIFERTEX®
GRADE B


Woven Blends - Grade A Sling, Cushion and Umbrella



462 WHEAT MAT
TEXTILENE®
GRADE B




065 PUEBLO-GRANITE
SUNBRELLA®
GRADE A



066 MOMENTS-NAVY
SUNBRELLA®
GRADE A



069 PUEBLO-DUNE
SUNBRELLA®
GRADE A



070 AUGUSTINE OASIS
SUNBRELLA®
GRADE A



071 AUGUSTINE SHADOW
SUNBRELLA®
GRADE A




078 AUGUSTINE ALLOY
SUNBRELLA®
GRADE A




943 DESTINY SAND
SUNBRELLA®
GRADE A


Woven Blends - Grade B Sling, Cushion and Umbrella




****006 SPACE**
SUNBRELLA®
GRADE B



****007 LOGAN GRAPHITE**
SUNBRELLA®
GRADE B



****008 SALT**
SUNBRELLA®
GRADE B



****010 SEAGULL**
SUNBRELLA®
GRADE B

* Not recommended for cushions. Not available for padded sling.


Woven Blends - Grade C Sling, Cushion and Umbrella



****011** SOIL
SUNBRELLA®
GRADE C

****Vision Sling/Padded Sling** are the only SLING collections available for use with these Grade B, Grade C Woven Blend fabrics.


Woven Acrylics - Grade A Cushion and Umbrella
Not available for padded sling.




169 PEYTON GRANITE
SUNBRELLA®
GRADE A



170 FIFE PUMICE
SUNBRELLA®
GRADE A




174 FIFE SILT
SUNBRELLA®
GRADE A



398 SPECTRUM DAFFODIL
SUNBRELLA®
GRADE A



495 SPARKLE TERRA
OUTDURA®
GRADE A



496 SPARKLE POTTERY
OUTDURA®
GRADE A



499 CITRON CANVAS
OUTDURA®
GRADE A



500 JINGA SEA MIST
OUTDURA®
GRADE A



501 SPARKLE POOL
OUTDURA®
GRADE A




502 SKYLINE SEAMIST
OUTDURA®
GRADE A




576 SPARKLE PESTO
OUTDURA®
GRADE A



771 FIFE CORNSILK
SUNBRELLA®
GRADE A




776 FIFE TEAK
SUNBRELLA®
GRADE A




842 SCOOP CHILI
OUTDURA®
GRADE A

Woven Acrylics - Grade A Cushion and Umbrella Not available for padded sling.



870 CANVAS MACAW
SUNBRELLA®
GRADE A



871 CANVAS GLACIER
SUNBRELLA®
GRADE A



930 FIFE PALM
SUNBRELLA®
GRADE A




973 MEMO FLAX
OUTDURA®
GRADE A




975 SOULMATE BRONZE
OUTDURA®
GRADE A



976 SOULMATE TUNDRA
OUTDURA®
GRADE A




2221 CHARCOAL GRAY
SUNBRELLA®
GRADE A



2222 CANVAS TERRACOTTA
SUNBRELLA®
GRADE A




2262 HEAVENLY BLUE
SUNBRELLA®
GRADE A




2269 SPARKLE PEACOCK
OUTDURA®
GRADE A




2332 MILANO COBALT
SUNBRELLA®
GRADE A



2351 STANTON LAGOON
SUNBRELLA®
GRADE A



2352 STANTON GREYSTONE
SUNBRELLA®
GRADE A



3022 SPARKLE NAUTICAL
OUTDURA®
GRADE A




3033 SPARKLE BALTIC
OUTDURA®
GRADE A



3043 CADET GREY
OUTDURA®
GRADE A


Woven Acrylics - Grade A Cushion and Umbrella Not available for padded sling.



3077 LEMONGRASS CANVAS
OUTDURA®
GRADE A




3108 HOT SHOT RED
OUTDURA®
GRADE A




3117 TRADEWINDS NAUTICAL
OUTDURA®
GRADE A



3121 PURSUIT AQUA
OUTDURA®
GRADE A



3195 DITSY SAPPHIRE
OUTDURA®
GRADE A



3201 DITSY TURQUOISE
OUTDURA®
GRADE A




5083 CAST SHALE
SUNBRELLA®
GRADE A




5087 CAST LAGOON
SUNBRELLA®
GRADE A




5138 HAMPTON STRIPE
SUNBRELLA®
GRADE A



5159 CHESTERFIELD SKY
OUTDURA®
GRADE A



5160 CHESTERFIELD RUBY
SUNBRELLA®
GRADE A



5162 CHESTERFIELD HONEY
OUTDURA®
GRADE A




5164 KINZIE STEEL
OUTDURA®
GRADE A



5165 KINZIE COAL
OUTDURA®
GRADE A



5239 HARBOR
SUNBRELLA®
GRADE A




5401 CANVAS PACIFIC BLUE
SUNBRELLA®
GRADE A


Woven Acrylics - Grade A Cushion and Umbrella Not available for padded sling.




5403 JOCKEY RED
SUNBRELLA®
GRADE A



5404 CANVAS NATURAL
SUNBRELLA®
GRADE A



5408 CANVAS BLACK
SUNBRELLA®
GRADE A




5415 CANVAS MELON
SUNBRELLA®
GRADE A




5416 CANVAS ARUBA
SUNBRELLA®
GRADE A




5417 CANVAS TUSCAN
SUNBRELLA®
GRADE A




5422 CANVAS ANTIQUE BEIGE
SUNBRELLA®
GRADE A



5424 CANVAS SKY
SUNBRELLA®
GRADE A




5426 CANVAS CAPRI
SUNBRELLA®
GRADE A




5436 CANVAS BURGUNDY
SUNBRELLA®
GRADE A




5438 CANVAS BUTTERCUP
SUNBRELLA®
GRADE A



5439 CANVAS NAVY
SUNBRELLA®
GRADE A



5446 CANVAS FOREST GREEN
SUNBRELLA®
GRADE A



5452 CANVAS - SAPPHIRE
SUNBRELLA®
GRADE A



5461 CANVAS TAUPE
SUNBRELLA®
GRADE A



5518 FLANNEL
SUNBRELLA®
GRADE A


Woven Acrylics - Grade A Cushion and Umbrella Not available for padded sling.



5550 LUXE GREY
SUNBRELLA®
GRADE A



5601 BRAVADA SALSA
SUNBRELLA®
GRADE A



5608 SEVILLE SEASIDE
SUNBRELLA®
GRADE A



8011 DUPIONE SAND
SUNBRELLA®
GRADE A

Woven Acrylics - Grade B Cushion and Umbrella Not available for padded sling.




*****254** SUNRAY SAFFRON
BELLA DURA®
GRADE B




900 DAZZLE WREN
SUNBRELLA®
GRADE B



902 DAZZLE CADET
SUNBRELLA®
GRADE B




2265 JINGA CAPRI
OUTDURA®
GRADE B




2266 JINGA ROYAL
OUTDURA®
GRADE B



2270 NOTION BALTIC
OUTDURA®
GRADE B




5134 DEEP WATER
SUNBRELLA®
GRADE B



5135 BRIDGE WATER
SUNBRELLA®
GRADE B



5157 SAIL AWAY AQUA
OUTDURA®
GRADE B



5163 STATIC CASHEW
OUTDURA®
GRADE B




5520 MISTY
SUNBRELLA®
GRADE B



5524 SUNSET STRIP
SUNBRELLA®
GRADE B

***** Not Acrylic** - This is a commercial grade textile created from a proprietary polyolefin solution dyed blended fiber.

Woven Acrylics - Grade B Cushion and Umbrella Not available for padded sling.



*****5525** BREAKERS SUNSET
BELLA DURA®
GRADE B



5527 CLOONEY BLUEGRASS
OUTDURA®
GRADE B



5528 CLOONEY SULFER
OUTDURA®
GRADE B




5547 DIRECTION STONE
SUNBRELLA®
GRADE B



5548 DIRECTION INDIGO
SUNBRELLA®
GRADE B




5562 DENIM STRIPE
SUNBRELLA®
GRADE B



5564 GREY MULTI
OUTDURA®
GRADE B

Woven Acrylics - Grade C




2136 SAILCLOTH SEAGULL
SUNBRELLA®
GRADE C


Woven Acrylics - Grade C Cushion and Umbrella Not available for padded sling.




2247 MYSTERY STONE
SUNBRELLA®
GRADE C




2255 METRIX INDIGO
SUNBRELLA®
GRADE C



2257 CONVERSION CITRON
SUNBRELLA®
GRADE C




2261 LACED LAGOON
SUNBRELLA®
GRADE C




2272 RUMOR TURQUOISE
OUTDURA®
GRADE C



3199 PEBBLE BEACH
OUTDURA®
GRADE C



5095 HYBRID SKY
SUNBRELLA®
GRADE C



5125 FLURY ONYX
OUTDURA®
GRADE C

Woven Acrylics - Grade C Cushion and Umbrella Not available for padded sling.



5127 PADDOCK PAPRIKA
OUTDURA®
GRADE C



5128 PADDOCK SKY
OUTDURA®
GRADE C



5133 DIVERGE
SUNBRELLA®
GRADE C




*****5139** BLOSSOM
BELLA DURA®
GRADE C



5149 LINEN LACE
SUNBRELLA®
GRADE C



5150 LINEN TWEED
SUNBRELLA®
GRADE C




5152 DEPTH-PUMICE
SUNBRELLA®
GRADE C



5153 RANDOM CLAY
SUNBRELLA®
GRADE C




5154 RANDOM MINERAL
SUNBRELLA®
GRADE C




5158 ICE SCREEN
OUTDURA®
GRADE C




5242 AQUA DREAM
OUTDURA®
GRADE C




5243 ZELLA BLUE
OUTDURA®
GRADE C




5554 PRISM PEWTER
SUNBRELLA®
GRADE C



5565 CARIBBEAN TEAL
OUTDURA®
GRADE C



5566 TEXTURED CORAL
OUTDURA®
GRADE C



5568 BLUE SCREEN
OUTDURA®
GRADE C

***** Not Acrylic** - This is a commercial grade textile created from a proprietary polyolefin solution dyed blended fiber.


Woven Acrylics - Grade D Cushion and Umbrella Not available for padded sling.



*****257** BLOCKS
BELLA DURA®
GRADE D



2250 REVEAL SMOKE
SUNBRELLA®
GRADE D



2251 REVEAL INDIGO
SUNBRELLA®
GRADE D



2252 GEO HEMP
SUNBRELLA®
GRADE D




2253 TREK HEMP
SUNBRELLA®
GRADE D



2254 CRISSCROSS LIME
SUNBRELLA®
GRADE D




2256 CONNECT BLUE
SUNBRELLA®
GRADE D




2263 TOBAGO SEAGLASS
OUTDURA®
GRADE D




2264 ORION AQUA
OUTDURA®
GRADE D



3194 GEO NAVY
OUTDURA®
GRADE D



3198 LATTICE NOIRE
OUTDURA®
GRADE D



5129 MELODY SAPPHIRE
OUTDURA®
GRADE D



5130 SPIRO INDIGO
OUTDURA®
GRADE D



5132 FAÇADE BRICK
SUNBRELLA®
GRADE D




*****5142** ARIA
BELLA DURA®
GRADE D




5147 COBBLE INDIGO
SUNBRELLA®
GRADE D

***** Not Acrylic** - This is a commercial grade textile created from a proprietary polyolefin solution dyed blended fiber.

Woven Acrylics - Grade D Cushion and Umbrella Not available for padded sling.




5148 COBBLE GREY
SUNBRELLA®
GRADE D



5155 WEATHERED INDIGO
SUNBRELLA®
GRADE D



5529 LUMINARY POTTERY
OUTDURA®
GRADE D




5558 SPIRAL STONE
SUNBRELLA®
GRADE D

Stamskin® Zen from Serge Ferrari Only available for premium cushion construction

Faux' leather indoor/outdoor fabric made with Swiss technology.


Vinyl/Imitation Leather - Grade D Cushion Only Not available for padded sling.




5143 WHITE MARBLE
SERGE FERRARI®
GRADE D



5144 LIGHT BEIGE
SERGE FERRARI®
GRADE D



5145 DARK TAUPE
SERGE FERRARI®
GRADE D



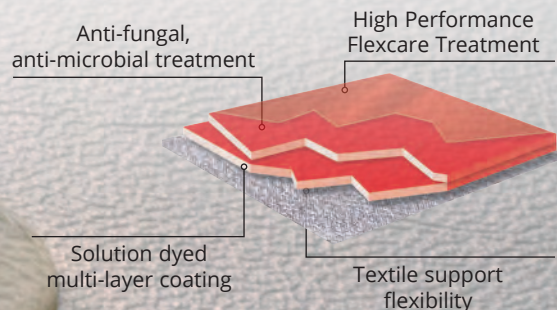
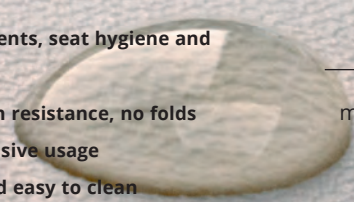
5146 CONCRETE
SERGE FERRARI®
GRADE D

Characteristics


- Waterproof •Very flexible composite structure •Multi-layer coating
- Solution dyed •High performance Flexcare treatment

Benefits

- Protection of foam & fiber from the elements, seat hygiene and durability
- Ease of fabrication, excellent deformation resistance, no folds
- Durability and abrasion resistance - intensive usage
- UV resistance •High resistance to dirt and easy to clean



Bliss Cushion and Umbrella Not available for padded sling.




5262 BERGEN CORAL
BLISS®
GRADE A



5263 BERGEN BEIGE
BLISS®
GRADE A



5264 BERGEN STONE
BLISS®
GRADE A



5281 OYSTER
BLISS®
GRADE A



5282 PEPPER
BLISS®
GRADE A




5283 IRON
BLISS®
GRADE A




5284 MISTY BLUE
BLISS®
GRADE A



5285 BAY
BLISS®
GRADE A



5286 COTTON
BLISS®
GRADE A



5287 DARK BLUE
BLISS®
GRADE A



5288 HAZELNUT
BLISS®
GRADE A



5289 SHALE
BLISS®
GRADE A



5290 MINERAL
BLISS®
GRADE A

BLISS

The Bliss Brand of outdoor fabrics was born from the technical knowledge and resources of Citel- the outdoor performance fabrics manufacturer founded back in 1875 in Sabadell (Barcelona), Spain. This beautiful line of acrylic fabrics is warehoused and shipped here in the USA.

BLISS fabrics are made from 100% solution dyed acrylic fabric and, as such, are suitable for use both indoors and outdoors, where they offer a range of premium characteristics that include color fastness, water and dirt repellent and weather resistance.

The solution-dyeing process infuses pigments directly into the fiber molecules, thereby creating far stronger bonds than those obtained by simply dyeing the thread.

Bliss Cushion and Umbrella Not available for padded sling.



5265 ASGARD LIMONETTO
BLISS®
GRADE B



5266 ASGARD SMOKE
BLISS®
GRADE B




5267 ASGARD MUD
BLISS®
GRADE B



5268 ASGARD WALNUT
BLISS®
GRADE B



5269 ASGARD ASH
BLISS®
GRADE B




5270 ASGARD HAZELNUT
BLISS®
GRADE B



5271 ASGARD DENIM
BLISS®
GRADE B




5272 PANAMA SNOW WHITE
BLISS®
GRADE B




5273 PANAMA CHOCOLATE
BLISS®
GRADE B




5274 PANAMA NAVY
BLISS®
GRADE B




5275 PANAMA BLACK GREY
BLISS®
GRADE B



5276 PANAMA GRAPHITE
BLISS®
GRADE B



5277 PANAMA COBBLESTONE
BLISS®
GRADE B



5278 PANAMA SMOKE GREY
BLISS®
GRADE B



5279 PANAMA SILVER GREY
BLISS®
GRADE B



5280 PANAMA TURQUOISE
BLISS®
GRADE B

REPLACEMENT CUSHIONS AND OPTIONAL PADS

ALON



M10011P Premium Dining Chair Pad
20.5" x 39.5" x 1.25"
Fits M81001, M81007, M81014, M81014B



M10012P Premium Lounge Chair Pad
27" x 41.75" x 1.25"
Fits M81002, M18003, M81022



M10009P Premium Chaise Pad
27.5" x 84.75" x 1.25"
Fits M81009



M1881P Premium Seat Pad
20.5" x 19.5" x 1.25"
Fits M81001, M81007, M81014, M81014B



M1882P Premium Lounge Chair Seat Pad
27" x 20.25" x 1.25"
Fits M81002, M18003, M81022



M1888P Premium Ottoman Seat Pad
24" x 21" x 1.25"
Fits M81008


*ARRAY



M1309 Lounge Chair Cushion Set
M1307 Seat
24.5" x 26.5" x 7"
M1306 Back
9.5" x 32.25" x 13.5"
M1308 Arm (one arm - takes two per chair)
23.75" x 4.25" x 14"
Fits M31004
M1307P Premium Seat Cushion




M1312 Armless Sectional Set
M1311 Seat
26.5" x 27" x 7"
M1310 Back
9" x 27.5" x 9.5"
Fits M31002
M1311P Premium Seat Cushion



M1313 Quarter Round Ottoman
33.5" x 33.5" x 7"
Fits M31038
M1313P Premium Ottoman Cushion



M1314 Square Ottoman Cushion
33.5" x 33.5" x 7"
Fits M31008
M1314P Premium Ottoman Cushion



M1319 Square Corner Cushion Set
M1316 Back Right Cushion
9.5" x 31" x 9.5"
M1317 Square Corner Seat
27" x 27.5" x 7"
M1315 Back Left Cushion
9.5" x 31" x 9.5"
Fits M31032
M1317P Premium Seat Cushion



M1320 Lounge Chair Ottoman Cushion
20" x 23.5" x 7"
Fits M31028
M1320P Premium Seat Cushion



M1323 Circular Corner Cushion Set
M1322 Seat
27" x 27" x 7"
M1321 Back
9" x 48" x 9.5"
Fits M31033
M1322P Premium Seat Cushion



M1324 Circular Ottoman Cushion
33.5" x 59.5" x 7"
Fits M31058
M1324P Premium Ottoman Cushion




M1328 Curved Double Segment Cushion Set
M1327 Seat
27.5" x 54.5" x 7"
M1325 Back Right Cushion
7.5" x 30" x 9.5"
M1326 Back Left Cushion
7.5" x 30" x 9.5"
Fits M31052
M1327P Premium Seat Cushion



M1329 Double Left/Right Arm Segment
M1317 Seat
27" x 27.5" x 9.5"
M1315 Back Left Cushion
9.5" x 31" x 9.5"
M1316 Back Right Cushion
9.5" x 31" x 9.5"
M1317P Premium Seat Cushion



M1311 Armless Seat
26.5" x 27" x 7"
M1310 Armless Back
9" x 27.5" x 9.5"
Fits M31035L, M31035R
M1311P Premium Seat Cushion



M1304 Double Chaise Cushion 3-Piece Set
M1301 Seat
48.5" x 50.5" x 4"
M1303 Back Left Cushion
24.5" x 4" x 31.5"
M1302 Back Right Cushion
24.5" x 4" x 31.5"
Fits M31085CS
M1301P Premium Seat Cushion

*To order a Premium Replacement Cushion Set add "P" at the end of the replacement set SKU. Example M1707P

*COEUR D'ALENE

M1916 Sofa Set (8 pieces) Set equals (2) M1863, (1) M1852



M1852 Armless Chair and Sofa Center Set
M1850 Seat 25" x 31.5" x 7.5"
M1851 Back 20.5" x 31" x 6"
 Fits M74002C (Also fits M74003C center seat and back)
M1850P Premium Seat Cushion



M1863 Left/Right End Chair & Sofa Set
M1853 Seat 25" x 25" x 7.5"
M1851 Back 20.5" x 31" x 6"
M1855 Arm 17" x 25" x 6"
 Fits M74035C, M74003C, M74022C
M1915 Stationary Love Seat Set (6 pieces)
 A set equals (2) M1863
M1853P Premium Seat Cushion



M1859 Square Corner Set
M1853 Seat 25" x 25" x 7.5"
M1858 Back 20.5" x 30" x 6"
 Fits M74032C
M1853P Premium Seat Cushion



M1862 Curved Corner Set
M1860 Seat 24.5" x 24.5" x 7.5"
M1861 Back 20.5" x 40.5" x 6"
 Fits M74033C
M1860P Premium Seat Cushion



M1856 Lounge Chair Set
M1853 Seat 25" x 25" x 7.5"
 Fits M74004C, M74032C, M74035C
M1854 Back 20.5" x 31" x 6"
M1855 Arm 17" x 25" x 6"
 Fits M74004C
M1853P Premium Seat Cushion



M1867 Dining Chair - Two Piece Set
M1865 Seat 19.5" x 20" x 2"
M1866 Back 20" x 14" x 2"
 Fits M74001C, M74001AC, M74014C, M74014AC, M74014BC, M74014BAC
M1865P Premium Seat Pad



M1857 Square Ottoman 32" x 32" x 7.5"
 Fits M74008C
M1857P Premium Ottoman Cushion



M1864 Curved Ottoman 32" x 32" x 7.5"
 Fits M74038C
M1864P Premium Curved Ottoman Cushion




M1869 Garden Stool Pad 18.5" x 16.5" x 2.5"
 Fits M74061C
M1869P Premium Garden Stool Pad



M1870 Bench Pad (Single) 28.5" x 16.5" x 2.5"
 Fits M74065C
M1870P Premium Bench Pad

MAGNOLIA



M1122P Club Chair Cushion - Two Piece Set
M1110P Premium Seat 23.5" x 23" x 4"
M1111 Back 23.5" x 17" x 3.5"
 Fits 7023W8-CCP, 7023W8-LCP, 7023W8-SFP



M1113P Premium Ottoman Cushion 23.5" x 23" x 4"
 Fits 7023W-OTP



M1891P Premium Seat Pad 19.5" x 20.5" x 1.25"
 Fits M82001, M82007, M82010, M82014, M82014B



M10013P Premium Chaise Pad 25" x 83" x 1.25"
 Fits M82009

SEASCAPE

*To order a Premium Replacement Cushion Set add "P" at the end of the replacement set SKU. Example M1707P

*EDGE



M1959 Circular Corner Chair Cushion Set
M1957 Armless Single Unit - Two Piece Set
 Seat 36.5" x 36.5" x 9"
 Back 52" x 17" x 25"
 Fits M34033
M1957P Premium Seat Cushion



M1961 Armless Chair Cushion Set
M1953 Seat 36.5" x 36.5" x 9"
M1960 Back 37" x 10.5" x 25"
 Fits M34002
M1953P Premium Seat Cushion



M1962 Square Ottoman Cushion
 36.5" x 36.5" x 9"
 Fits M34008
M1962P Premium Ottoman Cushion



M1956 Square Corner Chair Cushion Set
M1953 Seat 36.5" x 36.5" x 9"
M1955 Left Back 37" x 10.5" x 25"
M1954 Right Back 37" x 10.5" x 25"
 Fits M34032
M1953P Premium Seat Cushion



M1957 Circular Ottoman Cushion
 36.5" x 36.5" x 9"
 Fits M34038
M1957P Premium Ottoman Cushion



M1965 Circular Outside Corner Cushion Set
M1963 Seat 62.5" x 37.5" x 9"
M1964 Back 23.5" x 12.5" x 25"
 Fits M34034
M1963P Premium Seat Cushion

*ERA



M1528P Curved Corner Cushion Set
M1526P Seat 36.5" x 36.5" x 9"
M1527 Back 36.5" x 36.5" x 9"
 Fits M58033



M1525P Square Corner L & R Cushion Set
M1523P Seat 36.5" x 36.5" x 9"
M1524R Back Right 36.5" x 36.5" x 9"
M1524L Back Left 36.5" x 36.5" x 9"
 Fits M58032L & M58032R



M1521P Square Ottoman Cushion
 36.5" x 36.5" x 9"
 Fits M58008



M1522P Rectangular Lounge Ottoman Cushion
 20.125" x 28.125" x 10"
 Fits M58028



M1517P Armless Cushion Set
M1515P Armless Straight Seat Cushion
 36.5" x 36.5" x 9"
M1516 Armless Straight Back Cushion
 36.5" x 36.5" x 9"
 Fits M58002



M1520P Lounge Cushion Set
M1518P Lounge Seat Cushion
 36.5" x 36.5" x 9"
M1519 Lounge Back Cushion
 36.5" x 36.5" x 9"
 Fits M58004



M1531P Modular L & R Arm Chair Cushion Set
M1529P Modular L & R Arm Chair Seat Cushion
 36.5" x 36.5" x 9"
M1530 Modular L & R Arm Chair Back Cushion
 36.5" x 36.5" x 9"
 Fits M58035R, M58035L



M1532P Curved Ottoman Cushion
 31" x 31" x 10"
 Fits M58038



M1541P Chaise Cushion Set
M1539P Seat 25.75" x 52.75" x 5"
M1540 Back 25.75" x 30.25" x 5"
 Fits M58009



M1544P Chaise XL Cushion Set
M1542P Seat 37.375" x 52.75" x 5"
M1543 Back 37.375" x 30.25" x 5"
 Fits M58069

*To order a Premium Replacement Cushion Set add "P" at the end of the replacement set SKU. Example M1707P

*LANTANA



M1927 Lounge Chair
Two Piece Set
M1925 Seat 24.5" x 25.5" x 7"
M1926 Back 24.5" x 17" x 7.5"
Fits M75004
M1925P Premium Seat Cushion



M1928 Ottoman Cushion
23.5" x 23" x 6"
Fits M75008
M1928P Premium Ottoman
Cushion



M1934 Armless/Arm Chair,
L/R Two Piece Set
M1932 Seat 28.5" x 26" x 7"
M1933 Back 28.5" x 17" x 7.5"
Fits M75002, M75035L, M75035R
M1932P Premium Seat Cushion



M1938 Corner Chair Square
Three Piece Set
M1935 Seat 26" x 26" x 7"
M1936 Back (Long) 32.5" x 17" x 7.5"
M1937 Back (Short) 27" x 17" x 7.5"
Fits M75032
M1935P Premium Seat Cushion



M1947 Optional Dining Chair Pads Set
Two Piece Set
M1945 Seat 18" x 19" x 2"
M1946 Back 18" x 17" x 2"
Fits M75001, M75014, M75014B
M1945P Premium Pad



M1952 Grande Lounger
Ottoman Cushion
60.5" x 30" x 7.5"
Fits M75068
M1952P Premium Cushion



M1951 Grande Lounger Cushion
Two Piece Set
M1949 Seat 60" x 26.5" x 7.5"
M1950 Back 59.5" x 7.5" x 18"
Fits M75062
M1949P Premium Cushion



M1948 Lantana Chaise
Pad Lounge
79.5" x 23.5" x 4"
Fits M75009
M1948P Premium Cushion



M1966 Chaise Lounge
Head Pillow
10" x 19.5" x 5"
Fits M75009

M1924 Sofa Set (2)M1929, (2)M1930, (1)M1922, (1)M1923
M1931 Love Seat (2)M1929, (2)M1930



M1931 Love Seat - Two Piece Set
M1929 Seat 24.5" x 24.5" x 7"
M1930 Back 24.5" x 17" x 7.5"
Fits M75003, M75022
M1929P Premium Cushion



M1922 Center Seat 24.5" x 23" x 7"
M1923 Center Back 24.5" x 17" x 7.5"
Fits M75003
M1922P Premium Cushion

*MEZA



M1845 Chair Pad
19.5" x 20" x 3.5"
Fits M5601, M5601A,
M5605, M5605B,
M5607
M1845P Premium Chair Pad



M1849 Stool Pad
19" x 16" x 2"
Fits M5694, M5694B
M1849P Premium Stool Pad



M1846 Side Bench Pad
64" x 18.5" x 3.5"
Fits M9665-BE
M1846P Premium Side
Bench Pad



M1847 End Bench Pad
29.5" x 18.5" x 3.5"
Fits M9630-BE
M1847P Premium End Bench Pad

*NEXUS



M1701 Seat Pad
21" x 19.5" x 3.5"
Fits M77001, M77001D,
M77093, M77093B,
M77093BD
M1701P Premium Cushion



M1710 Chaise Head Pillow
27" x 9.5" x 5"
Fits M77009, M77069,
M77009D, M77069D



M1972 Barrel Chair Cushion
25" dia. x 3.5"
Fits M77081, M77081D
M1972P Premium Cushion



M1971 Side Table/Stool Cushion
17.5" dia. x 2.5"
Fits M77086, M77086D
M1971P Premium Cushion

*To order a Premium Replacement Cushion Set add "P" at the end of the replacement set SKU. Example M1707P



- M1707** Corner Sectional Set
M1760 Corner Sectional Seat
 26.5" x 26.5" x 5"
M1705 Corner Sectional
 Long Back
 14" x 31.25" x 4"
M1706 Corner Sectional
 Short Back
 14" x 28" x 4"
 Fits M77032, M77032D
M1760P Premium Cushion



- M1704** Armless Sectional Set
M1702 Armless Sectional Seat
 26.5" x 26.5" x 5"
M1703 Armless Sectional Back
 26.5" x 14" x 4"
 Fits M77002, M77022, M77022A,
 M77004, M77002D, M77022D,
 M77022AD, M77004D, M77003,
 M77003D
M1702P Premium Cushion



- M1708** Ottoman
 Sectional Seat
 26.5" x 26.5" x 5"
 Fits M77008,
 M77008D
M1708P Premium Cushion



- M1709** Chaise Lounge Pad -
 One Piece
 80" x 27" x 3.5", 51" Hinge
 Fits M77009, M77009D,
 M77069, M77069D
M1709P Premium Cushion



- M1970** Backless Bar Stool Seat Pad
 21.5" x 18.5" x 3.5"
 Fits M77094, M77094B,
 M77094D, M77094BD
M1970P Premium Cushion



- M1944** Ultra Ottoman Cushion
 51" x 28" x 5.5"
 Fits M77088, M77088D
M1944P Premium Cushion



- M1943** Ultra Lounge Cushion
 51" x 29" x 5.5"
 Fits M77082, M77085,
 M77082D, M77085D
M1943P Premium Cushion



- M1942** Grande Lounger Ottoman
 51" x 34" x 5.5"
 Fits M77068
M1942R Grande Lounger Ottoman
 52" x 34" x 5.5"
 Fits M77068D, M77068R
M1942P Premium Cushion
M1942RP Premium Cushion



- M1941R** Grand Lounger Cushions Set
M1939R Seat 52" x 27" x 5.5"
M1940R Back 51.5" x 15" x 5"
 Fits M77062R, M77062D
M1939RP Premium Cushion



- M1941** Grand Lounger Cushions Set
M1939 Seat 51" x 27" x 5.5"
M1940 Back 50.5" x 15" x 5"
 Fits M77062
M1939P Premium Cushion



- M1711** Quarter Ottoman Cushion
 34" x 34" x 4.5"
 Fits M77038
M1711P Premium Cushion



- M1716** Quarter Circle with Back Cushion Set
M1713 Seat Left Cushion
 25.5" x 45.5" x 4.5"
M1712 Back Left Cushion
 7.5" x 48" x 14.5"
M1715 Seat Right Cushion
 4.5" x 45.5" x 25.5"
M1714 Back Right Cushion
 7.5" x 48" x 14.5"
 Fits M77033
M1713P Premium Cushion
M1715P Premium Cushion



- M1720** Quarter Circle
 without Back Cushion Set
M1717 Seat Left
 34" x 49" x 27"
M1719 Seat Right
 34" x 49" x 27"
 Fits M77030
M1717P Premium Cushion
M1719P Premium Cushion

*To order a Premium Replacement Cushion Set add "P" at the end of the replacement set SKU. Example M1707P

*SOUTHERN CAY



M1752 Dining Cushion - Two Piece Set
M1750 Seat 22" x 23" x 4"
M1751 Back 19.5" x 23" x 4"
 Fits M36001
M1750P Premium Cushion



M1755 Lounge Cushion - Two Piece Set
M1753 Seat 25" x 26" x 5"
M1754 Back 19.5" x 26" x 5"
 Fits M36002, M36003, M36022
M1753P Premium Cushion



M1759 Ottoman Cushion
 22.5" x 23" x 4"
 Fits M36008
M1759P Premium Cushion



M1758 Chaise Lounge Cushion - Two Piece Set
M1756 Seat 50.5" x 25" x 3.5"
M1757 Back 33" x 25" x 3.5"
 Fits M36009
M1756P Premium Cushion

*SOUTHERN CAY MODULAR



M1804 Armless Single Unit - Two Piece Set
M1802 Seat 33.5" x 35" x 7"
M1803 Back 10" x 35" x 12"
 Fits M35002, M35022
M1802P Premium Cushion




M1807 Lounge Cushion with Arms - Two Piece Set
M1805 Seat 30" x 30" x 6"
M1806 Back 10" x 31" x 12"
 Fits M35004
M1805P Premium Cushion



M1811 Corner Unit - Three Piece Set
M1816 Seat 33.5" x 35.5" x 7"
M1809 Right Back 10" x 35" x 12"
M1810 Left Back 10" x 35" x 12"
 Fits M35032
M1816P Premium Cushion



M1814 Circular Corner Unit - Two Piece Set
M1812 Seat 33.5" x 33.5" x 6"
M1813 Back 10.5" x 46" x 12"
 Fits M35033
M1812P Premium Cushion



M1808 Square Ottoman
 35" x 35" x 6"
 Fits M35008
M1808P Premium Cushion



M1815 Circular Ottoman
 35" x 35" x 6"
 Fits M35038
M1815P Premium Cushion



M1819 Quarter Circle with Back Cushion Set
M1817 Seat 52.5" x 33" x 6"
M1818 Back 50.5" x 8.25" x 12"
 Fits M35034
M1817P Premium Cushion

STRUCTURE



M1342 Lounge Chair Cushion Set
M1340 Seat 23.375" x 24.75" x 5.75"
M1341 Back 20.5" x 24.75" x 7.5"
 Fits M28002, M28022, M28003
M1340P Premium Cushion



M1343 Lounge Ottoman Cushion
 25.5" x 24.75" x 5.75"
 Fits M28008
M1343P Premium Cushion



M1344 Chaise Lounge Cushion Set
 79" x 29" x 4.5"
 Fits M28009
M1344P Premium Cushion

*To order a Premium Replacement Cushion Set add "P" at the end of the replacement set SKU. Example M1707P

*VIBE



M1244 Lounge Cushion Set

M1243 Seat 26" x 26" x 6"

M1242 Back 12" x 26" x 6"

Fits M32004, M32002, M32003

M32022, M32035L, M32035R

M1243P Premium Cushion



M1252 Right Corner Unit Cushion Set

M1251 Seat cushion 26" x 26" x 6"

M1250 Arm cushion 12" x 25.5" x 6.5"

M1249 Back cushion 12" x 25.5" x 6.5"

Fits M32032R

M1251P Premium Cushion



M1256 Left Corner Unit Cushion Set

M1255 Seat cushion 26" x 26" x 6"

M1254 Arm cushion 12" x 25.5" x 6.5"

M1253 Back cushion 12" x 25.5" x 6.5"

Fits M32032L

M1255P Premium Cushion



M1245 Chaise Lounge Cushion Set

78" x 25.5" x 3.5"

49.5" Hinge

Fits M32009

M1245P Premium Cushion



M1248 Ottoman

26.5" x 27.5" x 5.5"

Fits M32008

M1248P Premium Cushion

UNIVERSAL PILLOWS



M985 Throw Pillow
18" Square
with Welt
18" x 18" x 6"



M987 Throw Pillow
16" Square
with Welt
16" x 16" x 6"



M991 Throw Pillow
14" Square
with Welt
14" x 14" x 6"



M993 Throw Pillow
24" Square
with Welt
24" x 24" x 10"



M984 Throw Pillow
18" Square
without Welt
18" x 18" x 6"



M986 Throw Pillow
16" Square
without Welt
16" x 16" x 6"



M990 Throw Pillow
14" Square
without Welt
14" x 14" x 6"



M992 Throw Pillow
24" Square
without Welt
24" x 24" x 10"



M988 Lumbar Pillow
10" x 24" Lumbar
without Welt
10" x 24" x 6"



M989 Lumbar Pillow
10" x 24" Lumbar
with Welt
10" x 24" x 6"



M999 Chaise Lounge Head Pillow
10" x 24" x 6"
Two wrap-around Velcro straps
For sling and strap Chaises only

*To order a Premium Replacement Cushion Set add "P" at the end of the replacement set SKU. Example M1707P

REGULAR FURNITURE MAINTENANCE

Fine outdoor furniture deserves exceptional care. Texacraft aluminum outdoor furniture can be enjoyed for many years when well maintained. Wash the furniture with a solution of mild detergent and water, rinse with clear water and dry thoroughly. A clear automobile wax can be applied to smooth frame finishes to provide better protection against harmful ultraviolet exposure and salt air. DO NOT use any kind of wax, abrasive materials or strong detergents on select finishes.

To vinyl, strap and sling seating surfaces, apply a quality vinyl protectant to guard against the effects of air pollution, salt air build-up, and mildew growth. Wash outdoor cushions with a solution of mild detergent and water and thoroughly rinse with clear water. Allow cushions to air dry completely.

For best protection, perform this maintenance two to three times a year, although these durable materials can be safely cleaned as often as desired.

Light stains can be removed with a solution of mild detergent and water, rinsed with clear water and dried thoroughly. Mildew and heavy stains can be removed with a quality commercial outdoor furniture cleaner and protectant.

Note: Some suntan and sun block products may be harmful to cushions, sling and vinyl and straps. Do not allow such products to come in contact with any seating surfaces to avoid deep penetrating stains, which are not covered under warranty.

Do not steam or use water at temperatures above 100°F when washing.

Note: Be careful to keep the cleaner from contact with the cushions of your furniture, as it will cause discoloration. Do not use bleach on printed acrylic fabrics. Do not use solvent-type materials on woven vinyl, woven blend or ultra woven blend fabrics as they will damage the yarns. Do not use chlorine based cleaners.

TERMS AND CONDITIONS

Prices

All unit prices and discounts are subject to change without notice.

Routing

Unless specific routing is requested, all shipments will be routed at the discretion of our traffic department.

Claims

If there is apparent damage to the containers and furniture, this must be noted on the freight bill at the time of delivery. If concealed damage and/or shortages to containers is discovered when cartons are unpacked, the common carrier must be notified immediately and a claim form filed to collect damages. All damages and/or shortages must be reported within fifteen (15) days of delivery.

Returns

No returns will be accepted unless authorized in advance by the factory and returned freight prepaid. Special return authorization labels must be utilized on all returns.

Rights Reserved

We may, from time to time, make changes in some items we offer. Texacraft® reserves the right to make product changes in design, material and specification or to make product changes without incurring liability or obligation with reference to similar products previously manufactured.

WARRANTY

Refer to website or contact your sales representative for further information.

GREEN STATEMENT

As global awareness grows in the importance of protecting our planet, Texacraft®, as part of Brown Jordan International, Inc., is continually seeking opportunities to move forward in our efforts of environmental responsibility.

Refer to website or contact your sales representative for further information.

Texacraft® reserves the right to make minor design changes or modifications and to discontinue finish color, strap color, fabrics or styles without notice. Measurements given are approximate.

©2022 Winston Furniture Company of Alabama. All rights reserved.

TEXACRAFT INTERIORS

Texacraft Interiors is a new collection of furniture offered exclusively for your common areas, lobbies, meeting rooms and more. We have teamed up with a premier manufacturer of hospitality seating, here in the USA, to bring you another important furnishings category to help complete your design projects. Texacraft's interior line of seating products are made of the highest quality to ensure years of commercial use. The styles presented in this line of indoor furnishings are fresh and modern. You will find a host of fabrics in colors and textures that coordinate perfectly with today's interiors and we welcome COM fabrics because we understand the specific needs some projects require.

We think you will like this new line of indoor furnishings. We are excited to offer our customers more options to be a single source for your furniture needs whether inside or out.

Wood species used is Ash. Ash wood is a smooth-grained hardwood grown primarily on the east coast of the US. With its typical straight grain and beige-to-light-brown hue, ash wood is a very attractive option for fine furniture. It's one of the most durable varieties and has an extensive history in American furniture making.



DINING CHAIRS



Dining Chair

Model: IT-632-01

Additional Information

- Upholstered inside / outside tight back, arms, and seat with self-welt.
- Exposed finished solid wood seat apron, stretchers, and legs.

Overall Dimensions

22.5" W x 24.5" D x 37.5" H
18.5" SH | 25.5" AH
3.5 COM Yardage



Dining Chair

Model: IT-818-01

Additional Information

- Upholstered inside / outside tight back, arms, and seat with self-welt.
- Exposed finished solid wood seat apron, stretchers, and legs.

Overall Dimensions

24" W x 26" D x 38" H
18" SH | 18.5" SD
3 COM Yardage



Dining Chair

Model: IT-913B-01

Additional Information

- Featuring a sculptural solid wood curved back.
- Upholstered tight seat cushion with waterfall edge.
- Exposed finished solid wood side stretchers, and legs

Overall Dimensions

23.5" W x 22" D x 30" H
18.5" SH | 26" AH
1 COM Yardage



Dining Chair

Model: IT-1181-01

Additional Information

- Upholstered inside / outside tight back, arms, and seat.
- Featuring self-welt around outside arms, and back
- Exposed finished metal square tubular frame.

Overall Dimensions

23.5" W x 26" D x 36" H
19" SH | 18" SD | 21" AH
3 COM Yardage



Dining Chair

Model: IT-1318-01

Additional Information

- Upholstered inside / outside back, and tight seat with self-welt
- Exposed finished solid wood legs.

Overall Dimensions

20" W x 24" D x 31" H
18" SH | 16.5" SD
2.5 COM Yardage



Dining Chair

Model: IT-1329-01

Additional Information

- Upholstered inside / outside back, and tight seat with self-welt.
- Exposed finished solid wood X-stretcher, and tapered legs

Overall Dimensions

24" W x 26" D x 34" H
18" SH | 19.5" SD | 20.5" AH
3.5 COM Yardage

DINING CHAIRS



Dining Chair

Model: IT-1354-01

Additional Information

- Upholstered inside / outside tight back, and seat.
- Featuring fully finished stainless steel solid tubular frame, and sled base.
- Inside back, and seat with button biscuit tufting detail.

Overall Dimensions
18" W x 25" D x 34.5" H
18" SD | 19.5" SH
2 COM Yardage



Dining Chair

Model: IT-8873-01

Additional Information

- Upholstered inside / outside tight back with self-welt, and tight seat.
- Exposed finished solid wood seat frame, seat apron, stretchers, and legs.

Overall Dimensions
18.5" W x 22" D x 36" H
19" SH | 17.5" SD
1.75 COM Yardage



Dining Chair

Model: IT-1849-01

Additional Information

- Upholstered inside / outside back and tight seat.
- Featuring top stitching back and seat detail.
- Exposed finished solid wood back frame, seat apron, stretchers and tapered legs
- Also available as a dining side chair IT-1849-10.

Overall Dimensions
24" W x 25" D x 34" H
19" SH | 18" SD | 24.5" AH
2 COM Yardage



Dining Chair

Model: IT-1849-10

Additional Information

- Upholstered inside / outside back and tight seat.
- Featuring top stitching back and seat detail.
- Exposed finished solid wood back frame, seat apron, stretchers and tapered legs.
- Also available as a dining armchair IT-1849-01.

Overall Dimensions
20" W x 25" D x 34" H
19" SH | 18" SD
2 COM Yardage



Dining Chair

Model: IT-8927-01

Additional Information

- Upholstered inside / outside tight back, arms, and seat with self-welt.
- Exposed finished solid wood legs.

Overall Dimensions
24" W x 24" D x 40" H
20" SH | 18.5" SD | 21.5" AH
3 COM Yardage



Dining Chair

Model: IT-9094-01

Additional Information

- Tightly upholstered back and seat cushion with perimeter self-welt.
- Featuring blind biscuit tufting at inside back and seat.
- Exposed finished solid wood seat frame, stretchers, and tapered legs.

Overall Dimensions
20.5" W x 25.5" D x 31" H
19" SH | 18.5" SD
1.75 COM Yardage

STOOLS

Bar Stool

Model: IT-902-14

Additional Information

- Upholstered inside / outside back and semi-attached seat cushion.
- Featuring double needle stitching seam at center of inside and outside back.
- Exposed finished solid wood legs, upper X-stretchers, and lower stretchers.
- Exposed stainless steel metal U-cap on the front and rear lower stretchers.

Overall Dimensions

18" W x 21.5" D x 43" H
30" SH | 16" SD
2.5 COM Yardage



Counter Stool

Model: IT-902-14B

Additional Information

- Upholstered inside / outside back and semi-attached seat cushion.
- Featuring double needle stitching seam at center of inside and outside back.
- Exposed finished solid wood legs, upper X-stretchers, and lower stretchers.
- Exposed stainless steel metal U-cap on the front and rear lower stretchers.

Overall Dimensions

18" W x 21.5" D x 37" H
24" SH | 16" SD
2.5 COM Yardage



Bar Stool

Model: IT-937-14

Additional Information

- Upholstered back / arms.
- Upholstered semi-attached seat cushion.
- Exposed finished solid wood apron and tapered round legs with 3"H metal sabots
- Featuring metal stainless steel stretchers

Overall Dimensions

22" W x 22" D x 42" H
30" SH | 34" AH
4 COM Yardage



Counter Stool

Model: IT-937-14B

Additional Information

- Upholstered back / arms.
- Upholstered semi-attached seat cushion.
- Exposed finished solid wood apron, and tapered round legs with 3" h metal sabots.
- Featuring metal stainless steel stretchers.

Overall Dimensions

22" W x 22" D x 35" H
23" SH | 27" AH
4 COM Yardage



Bar Stool

Model: IT-1009-14

Additional Information

- Upholstered inside / outside back, and tight seat.
- Exposed finished stainless steel base.

Overall Dimensions

20.5" W x 21.25" D x 42" H
31" SH
1.25 COM Yardage



Counter Stool

Model: IT-1009-14B

Additional Information

- Upholstered inside / outside back, and tight seat.
- Exposed finished stainless steel base.

Overall Dimensions

20.5" W x 21.25" D x 35" H
24" SH
1.25 COM Yardage



STOOLS



Bar Stool

Model: IT-1085-14

Additional Information

- Upholstered inside / outside back, and seat.
- Exposed finished solid wood back frame, seat apron, legs, and stretchers.
- Featuring an exposed stainless steel metal U-cap at front footrest.

Overall Dimensions

19.5" W x 23" D x 42" H
29" SH At Center | 17" SD
2 COM Yardage



Counter Stool

Model: IT-1085-14B

Additional Information

- Upholstered inside / outside back, and seat.
- Exposed finished solid wood back frame, seat apron, legs, and stretchers.
- Featuring an exposed stainless steel metal U-cap at front footrest.

Overall Dimensions

19.5" W x 23" D x 36" H
17" SD | 23" SH At Center
2 COM Yardage



Bar Stool

Model: IT-1367-14

Additional Information

- Upholstered inside / outside back, and seat cushion.
- Exposed finished stainless steel base

Overall Dimensions

18" W x 22.5" D x 40" H
30" SH | 16" SD
1.25 COM Yardage



Counter Stool

Model: IT-1367-14B

Additional Information

- Upholstered inside / outside back, and seat cushion.
- Exposed finished stainless steel base.

Overall Dimensions

18" W x 22.5" D x 34" H
24" SH | 16" SD
1.25 COM Yardage



Bar Stool

Model: IT-1368-14

Additional Information

- Upholstered inside / outside tight back and seat.
- Exposed finished stainless steel chair frame, stretchers, and legs with contrasting metal sabots.

Overall Dimensions

20" W x 20" D x 36" H
30" SH | 17" SD
2 COM Yardage



Counter Stool

Model: IT-1368-14B

Additional Information

- Upholstered inside / outside tight back and seat.
- Exposed finished stainless steel chair frame, stretchers, and legs with contrasting metal sabots.

Overall Dimensions

20" W x 20" D x 30" H
24" SH | 17" SD
2 COM Yardage

STOOLS

Bar Stool

Model: IT-7392-14

Additional Information

- Upholstered inside back with self-welt, and tight seat.
- Featuring a solid wood back frame, and outside wood back.
- Exposed finished solid wood seat apron, and legs with finished stainless steel stretchers.

Overall Dimensions
20" W x 22" D x 38" H
30.5" SH
1.25 COM Yardage



Counter Stool

Model: IT-7392-14B

Additional Information

- Upholstered inside back with self-welt, and tight seat.
- Featuring a solid wood back frame, and outside wood back.
- Exposed finished solid wood seat apron, and legs with finished stainless steel stretchers.

Overall Dimensions
20" W x 22" D x 32" H
24.5" SH
1.25 COM Yardage



Bar Stool

Model: IT-7712-14

Additional Information

- Upholstered inside / outside back, and tight seat.
- Featuring a stainless steel X-stretcher, fittings, and a front stretcher.
- Exposed finished tapered round solid wood legs.

Overall Dimensions
20.5" W x 22.5" D x 42.5" H
30" SH
2.5 COM Yardage



Counter Stool

Model: IT-7712-14B

Additional Information

- Upholstered inside / outside back, and tight seat.
- Featuring a stainless steel X-stretcher, fittings, and a front stretcher.
- Exposed finished round tapered solid wood legs.

Overall Dimensions
20.5" W x 22.5" D x 36.5" H
24" SH
2.5 COM Yardage



Bar Stool

Model: IT-8017-14

Additional Information

- Upholstered inside/ outside back, and seat.
- Exposed finished solid wood apron, legs, and stretchers.
- Featuring a finished stainless steel metal U-cap at front stretcher.

Overall Dimensions
21" W x 23" D x 40" H
30" SH | 18" SD
2 COM Yardage



Counter Stool

Model: IT-8017-14B

Additional Information

- Upholstered inside/ outside back, and seat.
- Exposed finished solid wood apron, legs, and stretchers.
- Featuring a finished stainless steel metal U-cap at the front stretcher.

Overall Dimensions
21" W x 23" D x 34" H
24" SH | 18" SD
2 COM Yardage



STOOLS



Bar Stool

Model: IT-966-14

Additional Information

- Upholstered tight seat.
- Exposed stainless steel base, and footrest.
- Featuring a vertical bar at the back of the base.

Overall Dimensions

20" W x 20.5" D x 30" H
30" SH | 20.5" SD
1 COM Yardage



Counter Stool

Model: IT-966-14B

Additional Information

- Upholstered tight seat.
- Exposed stainless steel base, and footrest.
- Featuring a vertical bar at the back of the base.

Overall Dimensions

20" W x 20.5" D x 24" H
24" SH | 20.5" SD
1 COM Yardage



Bar Stool

Model: IT-1847-14

Additional Information

- Exposed finished solid wood seat, legs, and stretchers.
- Featuring a finished stainless steel metal U-cap at the front footrest.

Overall Dimensions

20" W x 19" D x 31.25" H
30" SH



Counter Stool

Model: IT-1847-14B

Additional Information

- Exposed finished solid wood seat, legs, and stretchers.
- Featuring a finished stainless steel metal U-cap at the front footrest.

Overall Dimensions

20" W x 19" D x 25.25" H
24" SH



Bar Stool

Model: IT-8920-14

Additional Information

- Contemporary metal backless bar stool.
- Featuring a stainless steel base and ring stretcher.
- Tight boxed style cushion.

Overall Dimensions

18" W x 18" D x 30" H
30" SH
1 COM Yardage



Counter Stool

Model: IT-8920-14B

Additional Information

- Contemporary metal backless counter stool.
- Featuring a stainless steel base and ring stretcher.
- Tight boxed style cushion.

Overall Dimensions

18" W x 18" D x 24" H
24" SH
1 COM Yardage



Bar Stool

Model: IT-9330-14

Additional Information

- Upholstered inside / outside tight back, arms, and seat.
- Exposed square tubular seat frame, seat apron, footrest, and legs.

Overall Dimensions

24" W x 20.5" D x 39" H
30" SH | 39" AH
2.5 COM Yardage



Counter Stool

Model: IT-9330-14B

Additional Information

- Upholstered inside / outside tight back, arms, and seat.
- Exposed square tubular seat frame, seat apron, footrest, and legs.

Overall Dimensions

24" W x 20.5" D x 33" H
24" SH | 33" AH
2.5 COM Yardage



LOUNGE CHAIRS

Lounge Chair

Model: IT-2682A-02

Additional Information

- Upholstered tight back and seat with v-groove at apron.
- Featuring a decorative 2-ply jacket in contrasting COM with central belting detail at inside arms and outside back.
- Exposed finished solid wood legs, apron and side stretchers.

Overall Dimensions

24" W x 22" D x 32" H
19" SH | 18" SD | 26.5" AH
2.75 COM A Yardage
1.75 COM B Yardage



Lounge Chair

Model: IT-3043-02

Additional Information

- Upholstered tight back with horizontal pull.
- Featuring contrasting welt along outside perimeter and seat cushion.
- Featuring a loose reversible box seat cushion with D-rings and clips.
- Exposed finished solid wood X-stretcher and tapered round legs

Overall Dimensions

28" W x 30" D x 39" H
19" SH | 22.5" SD | 24" AH
6 COM Yardage



Lounge Chair

Model: IT-3182-02

Additional Information

- Upholstered inside / outside back, arms, and seat deck with self-welt.
- Featuring a reversible knife edge seat cushion with self-welt.
- Double needle stitching detail on the inside, and outside back.
- Exposed finished stainless steel tubular frame.

Overall Dimensions

34" W x 32" D x 32" H
18" SH | 22" SD | 21" AH
4.5 COM Yardage



Lounge Chairs

Model: IT-3205A-02

Additional Information

- Upholstered loose back and seat box cushions with self-welt.
- Featuring an upholstered wrapped back frame panel in contrasting COM.
- Exposed finished solid wood back frame, arms, seat apron and legs.

Overall Dimensions

31" W x 33" D x 33" H
18" SH | 22.5" SD | 24" AH
3 COM A Yardage
1 COM B Yardage



Lounge Chairs

Model: IT-3208-02

Additional Information

- Upholstered tight back with horizontal pull.
- Shown with contrasting welt at inside and outside arms and along base.
- Featuring a loose reversible box seat cushion with contrasting welt and D-rings and clips.
- Exposed finished solid wood apron and tapered legs.
- Optional 24"W x 12"H knife edge pillow is available for additional charge.

Overall Dimensions

33" W x 37.75" D x 44" H
19" SH | 23.5" SD | 21.5" AH
7 COM A Yardage
1 COM B (Contrasting Welt) Yardage



Lounge Chairs

Model: IT-3377-02

Additional Information

- Upholstered tight back.
- Featuring a loose reversible box seat cushion.
- Exposed finished solid wood swivel base.

Overall Dimensions

32" W x 36" D x 34" H
24" SD | 19" SH | 25" AH
6 COM Yardage

Note: 24" SD (without pillow)
20" x 20" Throw Pillow available



LOUNGE CHAIRS

Lounge Chair

Model: IT-3049-02

Additional Information

- Upholstered inside / outside back, arms, and seat deck with contrasting fabric band.
- Featuring loose reversible back and seat box cushions attached via D-rings, and clips.
- Exposed finished round stainless steel metal stretchers and legs.
- Contrasting 6" high band with fabric at the base perimeter.
- Companion Ottoman IT-3049-08

Overall Dimensions

30" W x 33" D x 30" H
17.5" SH | 24" SD | 24" AH
4 COM A Yardage
2 COM B Yardage



Ottoman

Model: IT-3049-08

Additional Information

- Upholstered seat deck with contrasting com.
- Featuring a semi-attached box cushion.
- Exposed finished stainless steel metal stretchers, and legs.
- Companion Lounge Chair IT-3049-02.

Overall Dimensions

26" W x 20" D x 17.5" H
1.5 COM A Yardage
1 COM B Yardage

Lounge Chairs

Model: IT-3381-02

Additional Information

- Upholstered tight back with horizontal pull and tight seat.
- Exposed finished tapered solid wood legs.
- Companion Ottoman IT-3381-08

Overall Dimensions

28" W x 34" D x 36" H
22" SD | 17" SH | 24" AH
5 COM Yardage



Ottoman

Model: IT-3381-08

Additional Information

- Tightly upholstered seat.
- Exposed finished solid wood tapered legs.
- Companion Lounge Chair IT-3381-02

Overall Dimensions

22" W x 18" D x 16" H
1.5 COM Yardage

Lounge Chairs

Model: IT-7510-02

Additional Information

- Upholstered inside / outside back, arms, and seat deck.
- Featuring a loose reversible boxed style seat cushion with D-rings, and clips.
- Top stitching on all seams of back, and seat.
- Finished stainless steel tubular base.

Overall Dimensions

31" W x 33" D x 37" H
19" SH | 21" SD | 23" AH
4 COM Yardage



Lounge Chairs

Model: IT-7721-02

Additional Information

- Upholstered inside / outside back and arms.
- Featuring a 10" Wide horizontal pull detail at inside back.
- Exposed tapered finished solid wood seat apron and legs.

Overall Dimensions

29" W x 27.5" D x 30.5" H
18" SH | 21" SD | 23" AH
4 COM Yardage

SOFAS

Sofa

Model: IT-540-03S (small)

Additional Information

- Upholstered inside/ outside tight back, arms, and seat deck.
- Featuring loose reversible back, and seat box cushions with self-welt.
- Exposed finished metal legs with nylon glides.

Overall Dimensions

80" W x 34" D x 33" H
18" SH | 21" SD | 25" AH | 6" LH
20 COM Yardage

Also Available: Sectionals (page 206)

IT-540-33M (medium) 93"W, 28 COM Yardage
IT-540-33L (large) 120"W, 34 COM Yardage



SOFAS

Sofa

Model: IT-2738-03M (medium)

Additional Information

- Upholstered inside/ outside tight back, sides, and seat deck with double stitching details.
- Featuring loose reversible seat cushions
- Exposed finished metal legs

Overall Dimensions

78" W x 36" D x 30.5" H
18" SH | 24.5" SD | 24" AH | 6" LH
12 COM Yardage

Also Available:

IT-2738-03S (small) 65"W, 10 COM Yardage
IT-2738-03L (large) 95"W, 15 COM Yardage



Sofa

Model: IT-2815-03M (medium)

Additional Information

- Featuring tightly upholstered inside / outside back, arms, and seat deck.
- Featuring loose reversible back and seat box cushions with D-rings, and clips.
- Exposed finished solid wood square legs.

Overall Dimensions

84" W x 36.5" D x 33" H
19" SH | 22" SD | 26" AH | 1.5" LH
16 COM Yardage

Also Available:

IT-2815-03S (small) 78"W, 14 COM Yardage
IT-2815-03L (large) 98"W, 18 COM Yardage



Sofa

Model: IT-2954-03M (medium)

Additional Information

- Tuxedo sofa with tightly upholstered back and continuous box seat cushion.
- Featuring top stitch detail.
- Exposed finished 1-1/4" thick solid wood seat apron and 3"H by 1-3/4" diameter round legs.

Overall Dimensions

82" W x 30.5" D x 27.5" H
18" SH | 22" SD | 27.5" AH | 3" LH
14 COM Yardage

Also Available:

IT-2954-03S (small) 72"W, 12 COM Yardage
IT-2954-03L (large) 92"W, 15 COM Yardage



Sofa

Model: IT-3089-03L (large)

Additional Information

- Upholstered tight back with button tufting at the inside back, with self-welt.
- Featuring loose reversible box seat cushions with self-welt.
- Exposed finished solid wood round tapered legs.

Overall Dimensions

126" W x 36" D x 30.75" H
18" SH | 22.75" SD | 25" AH | 5" LH
20 COM Yardage

Also Available:

IT-3089-03S (small) 86"W, 15 COM Yardage
IT-3089-03M (medium) 102"W, 19 COM Yardage



SOFAS

Sofa

Model: IT-3280-03L (large)



Additional Information

- Upholstered inside & outside back, arm and seat.
- Loose reversible back and seat box cushions.
- Exposed finished solid wood legs.

Overall Dimensions

100" W x 36" D x 30" H
18" SH | 22" SD | 22" AH | 1.5" LH
18 COM Yardage

Also Available:

IT-3280-03S (small) 80"W, 16 COM Yardage
IT-3280-03M (medium) 90"W, 17 COM Yardage

Sofa

Model: IT-7260C-03L (large)



Additional Information

- Upholstered inside / outside back, arms, and seat deck, shown with contrasting welt.
- Featuring reversible boxed style back and seat cushions with contrasting welt, attached via D-rings, and clips.
- Exposed finished 1-1/2" H solid wood legs.
- Optional 18" x 18" knife-edge throw pillows are available for an additional upcharge.

Overall Dimensions

99" W x 35" D x 32" H
19" SH | 22" SD | 27" AH | 1.5" LH
18 COM Yardage

Also Available:

IT-7260C-03S (small) 70"W, 14 COM Yardage
IT-7260C-03L (medium) 78"W, 15 COM Yardage

Sofa

Model: IT-10829-03L (large)



Additional Information

- Upholstered inside / outside tight back with loose seat cushion with waterfall edge at front face.
- Featuring vertical channel quilting at outside back.
- Exposed finished solid wood round tapered legs

Overall Dimensions

87" W x 28" D x 28.5" H
17" SH | 22" SD | 23.5" AH | 4" LH
12 COM Yardage

Also Available:

IT-10829-03S (small) 54"W, 8 COM Yardage
IT-10829-03M (medium) 72"W, 10 COM Yardage

Sofa

Model: IT-10995B-03L (large)



Additional Information

- Upholstered inside / outside tight back, seat and arms.
- Featuring a central vertical pull detail at seat and inside back.
- Exposed finished stainless steel metal seat apron, and square tubular legs.
- Optional 18" x 18" knife edge throw pillows are available for an additional upcharge.

Overall Dimensions

120" W x 37" D x 34" H
18" SH | 20" SD | 34" AH | 8" LH
18 COM Yardage

Also Available:

IT-10995B-03S (small) 84"W, 15 COM Yardage
IT-10995B-03M (medium) 96"W, 16 COM Yardage

SOFAS

Sofa

Model: IT-11346-03M (medium)

Additional Information

- Upholstered inside/ outside tight back and arms.
- Tight seat cushion with center pull detail.
- Featuring loose box back cushions.
- Exposed finished solid wood seat apron, and tapered legs.

Overall Dimensions

86" W x 35" D x 30" H
17.5" SH | 21.5" SD | 28" AH | 8" LH
16 COM Yardage

Also Available:

IT-11346-03S (small) 81"W, 14 COM Yardage
IT-11346-03L (large) 96"W, 18 COM Yardage



SECTIONALS

Sectional

Model: IT-540-33L (large)

Additional Information

- Upholstered inside/ outside tight back, arms, and seat deck
- Featuring loose reversible back, and seat box cushions with self-welt.
- Exposed finished metal legs with nylon glides.

Overall Dimensions

120" W x 84" D x 33" H
18" SH | 21" SD | 25" AH | 6" LH
34 COM Yardage

Left facing chaise

34" W x 84" D x 33" H
Right facing sofa
86" W x 34" D x 33" H

Also Available:

IT-540-03S (small) 80"W, 20 COM Yardage
IT-540-33M (medium) 93"W, 28 COM Yardage



Sectional

Model: IT-542-33L (large)

Additional Information

- Tightly upholstered inside / outside back, arms, and seat deck.
- Featuring loose reversible box seat cushions attached via D- rings, and clips.
- Exposed fully finished metal 6" H square tubular legs.

Overall Dimensions

147" W x 111" D x 31" H
19" SH | 23" SD | 31" AH | 6" LH
32 COM Yardage

Left Facing sofa

111" W x 34" D x 31" H
Right facing sofa
113" W x 34" D x 31" H

Also Available:

IT-542-33S (small) 75"W, 26 COM Yardage
IT-542-33M (medium) 111"W, 28 COM Yardage



SECTIONALS

Sectional

Model: IT-825-33S (small)

Additional Information

- Upholstered inside / outside back, arms, and seat deck.
- Featuring loose inner box seat cushions with semi-attached outer box seat cushions.
- Semi-attached box back cushions with blind tufting detail.
- Exposed finished solid wood apron, and flared tapered legs.
- Nylon glides.

Overall Dimensions

81" W x 62" D x 31" H
18.5" SH | 22" SD | 6" LH
18 COM Yardage

Left facing chaise lounge

62" W x 36" D x 31" H

Right facing sofa

45"W x 36" D x 31" H

Also Available:

IT-825-33M (medium) 94"W, 24 COM Yardage

IT-825-33L (large) 108"W, 26 COM Yardage



Sectional

Model: IT-3089A-33L (large)

Additional Information

- Tightly upholstered inside / outside back, arms, and seat apron.
- Featuring semi-attached box seat cushions with self-welt.
- Exposed finish solid wood round tapered legs.

Overall Dimensions

120" W x 61" D x 36" H
18" SH | 23" SD | 5" LH
24 COM Yardage

Also Available:

IT-3089A-33S (small) 84" W, 20 COM Yardage

IT-3089A-33M (medium) 108 "W, 22 COM Yardage



Sectional

Model: IT-3320-33L (large)

Additional Information

- Upholstered inside / outside back, arms, and seat deck.
- Featuring an 8" wide square arm profile.
- Loose reversible back and seat box cushions.
- Exposed finished solid wood tapered legs.
- Nylon glides.

Overall Dimensions

118.5" W x 94" D x 33.5" H
22.5" SD | 19" SH |
22.5" AH | 6" LH
COM Yardage 34

Left facing sofa

38.5" W x 94" D x 33.5" H

Right facing sofa

80" W x 38.5" D x 33.5" H

Also Available:

IT-3320-33S (small) 85"W, 25 COM Yardage

IT-3320-33M (medium) 102"W, 28 COM Yardage



SOFAS

Sectional

Model: IT-10929-33L (large)

Additional Information

- Tightly upholstered inside / outside back, seat deck, and arms.
- Featuring reversible box style back cushions.
- Ottoman section to have a semi-attached non-reversible box style seat cushion.
- Sectional sections to have loose reversible box seat cushions attached via D-rings, and clips.
- Exposed finished 2" H solid wood recessed base.
- Shown with optional knife edge throw pillows for an additional upcharge.

Overall Dimensions

128" W x 117" D x 36" H
18" SH | 23" SD | 30" AH | 2" LH
38 COM Yardage

Also Available:

IT-10929-33S (small) 117"W x 65"D, 34 COM Yardage
IT-10929-33M (medium) 128"W x 93"D, 36 COM Yardage



Sectional

Model: IT-11113-33L (large)

Additional Information

- Upholstered inside / outside tight back, arms and seat deck.
- Featuring reversible box style seat cushions attached via D-rings and clips.
- Exposed finished metal base with square tubular metal legs with heavy duty nylon glides.

Overall Dimensions

96" W x 124" D x 32" H
18" SH | 24" SD | 28" AH | 7" LH
34 COM Yardage

Left facing sofa

36" W x 88" D x 32" H

Right facing sofa

96" W x 36" D x 32" H

Also Available:

IT-11113-33S (small) 96" W x 84"D, 32 COM Yardage
IT-11113-33M (medium) 96" W x 96"D, 33 COM Yardage



BENCHES

Bench

Model: IT-2474-65

Additional Information

- Upholstered fixed box cushion at seat deck platform.
- Featuring stitched straps.
- Exposed finished stainless steel tubular seat apron, X-legs, and center stretcher

Overall Dimensions

34" W x 16" D x 18" H
18" SH | 14" SD
1.5 COM Yardage



Bench

Model: IT-2479A-65

Additional Information

- Featuring semi-attached box seat cushion with double stitching detail.
- Upholstered seat deck.
- Exposed finished stainless steel dual sled bases.

Overall Dimensions

54" W x 20" D x 18" H
20" SD | 18" SH
2.5 COM Yardage



BENCHES

Bench

Model: IT-2811-65

Additional Information

- Featuring blind biscuit tufting detail on top face.
- Upholstered tight box seat cushion with perimeter self-welt at apron.
- Exposed finished stainless steel square tubular base.

Overall Dimensions
66" W x 24" D x 18" H
18" SH | 24" SD
3 COM Yardage



Bench

Model: IT-3016-65

Additional Information

- Tight seat with channel tufting, and self-welt.
- Exposed finished metal frame, legs, and stretchers

Overall Dimensions
60" W x 20" D x 18" H
18" SH | 20" SD
2.5 COM Yardage



Bench

Model: IT-3121-65

Additional Information

- Upholstered semi-attached, knife edge seat cushion with self-welt.
- Featuring finished upholstered 1" Wide contrasting com banding straps.
- Exposed finished stainless steel flat stock sled base.

Overall Dimensions
36" W x 18" D x 18" H
18" SH | 18" SD
3 COM A (Main) Yardage
.5 COM B (Strap) Yardage



Bench

Model: IT-3341-65

Additional Information

- Tightly upholstered frame and apron.
- Loose reversible box bench seat cushion with self-welt.
- Exposed finished solid wood tapered legs.

Overall Dimensions
72" W x 30" D x 26" H
20" SH | 30" SD
9 COM Yardage



OTTOMANS

Ottoman

Model: IT-2175-61

Additional Information

- Upholstered tight seat.
- Featuring decorative nailhead trim pattern.
- Exposed finished solid wood base with concealed casters.

Overall Dimensions
36" W x 22" D x 21" H
21" SH | 22" SD
2.5 COM Yardage



Bench / Ottoman

Model: IT-2479-61

Additional Information

- Upholstered seat deck with semi-attached box seat cushion.
- Exposed finished stainless steel metal base.

Overall Dimensions
18" W x 18" D x 18" H
18" SH | 18" SD
1.5 COM Yardage



Ottoman Table

Model: IT-3313-61

Additional Information

- Tightly upholstered seat with recessed exposed finished solid wood base.
- Featuring a laminate parsons table with casters.
- Ottoman and table sold together.

Overall Dimensions
35" W x 23" D x 21.5" H
3 COM Yardage



Ottoman

Model: IT-2683A-61

Additional Information

- Upholstered tight seat, and body.
- Featuring 3 upholstered straps with looped handles.
- Exposed finished 1.5" H wood plinth base.

Overall Dimensions
18" W x 18" D x 19" H
1.75 COM Yardage
0.75 COM B (strap) Yardage



OTTOMANS

Ottoman

Model: IT-3184-39-61

Additional Information

- Tightly upholstered seat.
- Frequently paired with [IT-3184-24-61] for an additional charge.

Overall Dimensions
39" W x 25" D x 14" H
3.5 COM Yardage




Ottoman

Model: IT-3184-24-61

Additional Information

- Tightly upholstered seat.
- Frequently paired with [IT-3184-39-61] for an additional charge.

Overall Dimensions
24" W x 16" D x 14" H
3 COM Yardage



Ottoman

Model: IT-3406-61

Additional Information

- Featuring a tightly upholstered square ottoman.
- Exposed 2" H finished solid wood recessed base.

Overall Dimensions
18" W x 18" D x 16.5" H
1.75 COM Yardage



Ottoman

Model: IT-7149-61

Additional Information

- Tightly upholstered square ottoman.
- Featuring blind biscuit tufting with double needle stitching.
- Corner seams are single stitched.

Overall Dimensions
19" W x 19" D x 19" H
2 COM Yardage



Ottoman

Model: IT-8956D-61

Additional Information

- Tightly upholstered body with self-welt trim at top seam, and double stitched vertical seam.
- Exposed finished 2" H wood plinth base.

Overall Dimensions
16" W x 16" D x 18" H
2 COM Yardage



Ottoman

Model: IT-7202-61

Additional Information

- Square ottoman with wood base.
- Tight upholstery trimmed with 5/8" nail head trim.

Overall Dimensions
31" W x 31" D x 20" H
3 COM Yardage



Ottoman

Model: IT-9063-61

Additional Information

- Upholstered tight box seat cushion with self-welt.
- Featuring an exposed finished stainless steel square tubular base

Overall Dimensions
17.5" W x 17.5" D x 19.5" H
1 COM Yardage



DESK TASK CHAIRS



Desk Task Chair

Model: IT-211-49

Additional Information

- Featuring horizontal channel tufting at inside / outside back, and seat.
- Swivel, and tilt mechanism.
- Pneumatic gas lift.
- Featuring an exposed polished metal back frame and arms.
- Polished aluminum 5-prong base with nylon casters.

Overall Dimensions

22.25" W x 22.25" D x 33.25-36" H
17.75-20.5" SH | 18" SD | 25.75-28.5" AH
1.5 COM Yardage



Desk Task Chair

Model: IT-211A-49

Additional Information

- Featuring horizontal channel tufting at inside / outside back, and seat.
- Swivel, and tilt mechanism.
- Pneumatic gas lift.
- Featuring an exposed polished metal back frame.
- Polished aluminum 5-prong base with nylon casters.

Overall Dimensions

20.25" W x 22.25" D x 33.25-36" H
17.75-20.5" SH | 18" SD
1.5 COM Yardage



Desk Task Chair

Model: IT-293-49

Additional Information

- Upholstered back, and seat decks with semi- attached back and seat box cushions.
- Swivel and tilt mechanism.
- Pneumatic gas lift.
- Featuring an exposed polished metal back frame and arms.
- Polished aluminum 5-prong metal base with nylon casters.

Overall Dimensions

22.25" W x 24" D x 34.75-37.5" H
18.25-21" SH | 17" SD | 24.5-27.25" AH
2.75 COM Yardage



Desk Task Chair

Model: IT-293A-49

Additional Information

- Upholstered back, and seat decks with semi- attached back and seat box cushions.
- Swivel and tilt mechanism.
- Pneumatic gas lift.
- Featuring an exposed polished metal back frame.
- Polished aluminum 5-prong metal base with nylon casters.

Overall Dimensions

20.25" W x 24" D x 34.75-37.5" H
18.25-21" SH | 17" SD
2.75 COM Yardage



Desk Task Chair

Model: IT-436-49

Additional Information

- Tightly upholstered inside / outside back and seat.
- Swivel, and tilt mechanism.
- Pneumatic gas lift.
- Polished aluminum 5-prong base with nylon casters.

Overall Dimensions

26" W x 24" D x 32-36" H
17-21" SH | 18.5" SD | 22.5-26.5" AH
1.5 COM A Yardage
1.5 COM B Yardage



Desk Task Chair

Model: IT-7503B-49

Additional Information

- Upholstered inside / outside back and seat.
- Featuring double stitch biscuit tufting on the inside back and seat.
- Swivel and tilt mechanism.
- Pneumatic gas lift.
- Polished aluminum base with nylon casters.

Overall Dimensions

26.5" W x 26" D x 33.5-37" H
17-20.5" SH | 20.5" SD | 22.5-26" AH
2.5 COM Yardage

FABRICS



ARCHETYPE - ADMIRAL



ARCHETYPE - BOURBON



ARCHETYPE - CAFE



ARCHETYPE - HEMP



ARCHETYPE - HERBAL



ARCHETYPE - QUARTZ



ARCHETYPE - SMOKE




ARCHETYPE - VERMILION



DORSET - ASH




DORSET - AVOCADO



DORSET - BLACK



DORSET - BLUEBERRY



DORSET - CAMEL



DORSET - CHARCOAL




DORSET - COPPER



DORSET - DENIM

FABRICS



DORSET - OCEANBLUE




DORSET - SILVERGRAY



DORSET - SODA



DORSET - TAUPE



PURL - AZUR




PURL - DARK BLUE



PURL - HEARTHSTONE




PURL - ICICLE




PURL - ROOT



PURL - SPICE




PURL - STEEL WOOL




PURL - STREAM


VINYL




DILLON - APPLE GREEN



DILLON - BALSA




DILLON - BLACK




DILLON - BUFF


VINYL



DILLON - CHILI




DILLON - CORDOVAN



DILLON - FIESTA




DILLON - GRAPE




DILLON - GRAPHITE




DILLON - JAVA




DILLON - LIPSTICK




DILLON - LUGGAGE




DILLON - OCEAN




DILLON - SAGE




DILLON - SNOW




DILLON - STEEL




DILLON - STRATUS















DILLON - STRAW



DILLON - THUNDER



DILLON - WILLIAMSBURG

**RUSHMORE - AQUAMARINE****RUSHMORE - BELLA****RUSHMORE - BLUEBERRY****RUSHMORE - BROWN****RUSHMORE - CARROT****RUSHMORE - COBALT****RUSHMORE - COPPER****RUSHMORE - EMERALD****RUSHMORE - FLAXEN****RUSHMORE - GRAY****RUSHMORE - GROTTA****RUSHMORE - PARCHMENT****RUSHMORE - PEPPER****RUSHMORE - RAVEN****RUSHMORE - SADDLE****RUSHMORE - SASSY**

VINYL



RUSHMORE - SILT




RUSHMORE - TEAK

WOOD FINISHES

All of our finish representations are provided as a guideline only. Although great care was put into photographing these finishes, it is likely that the actual finishes will vary to some degree from those above. This is due in large part to the inherent difficulties in photographing these wood surfaces, as well as to differences between the various monitors and browsers that are in use, and to other factors that are beyond our control. As such, these finishes should not be considered to be exact representations of the actual finishes.


WOOD FINISHES




**CHF-1 NATURAL
ASH**



**CHF-6 FLAX
ASH**




**CHF-7 MUSLIN
ASH**



**CHF-11 CLOVE
ASH**



**CHF-13 DRIFTWOOD
ASH**



**CHF-19 DARK CHOCOLATE
ASH**




**CHF-23 RICH TAUPE
ASH**



**CHF-24 WARM CHARCOAL
ASH**


POWDER COAT FINISHES



PC-8 FLAT BLACK













**PC-11 SHIMMERY MATTE
BRONZE**




PC-12 TEXTURED BLACK



PC-14 BURNISHED BRASS

**PC-25** ANTIQUE BRASS**PC-27** BLACKENED BRASS**PC-31** BLACKENED BRUSHED SILVER**PC-32** MOTTLED BLACKENED SILVER**PC-33** MATTE BRONZED SILVER**PC-34** BRUSHED BRONZE**PC-38-68192-D** GOLD BROWN**PC-39-60020-D** BRONZE MATTE**PC-49-20170-D** CT GOLD**PC-49-20180-D** CT BRASS**PC-49-80924-D** BLACK SMOKE TRANSPARENT**PC-49-91190-D** GOLD**PC-49-91260-D** BR MIRROR SILVER**PC-49-95001-D** BR KROMEZON**PC-59-91611-D** OIL RUBBED BRONZE**PC-61-68001-D** DARK BRONZE ANODIZED EFFECT

POWDER COAT FINISHES



PC-65 OIL RUBBED BRONZE




PC-89-80410-D BLACK RAL 9011

TITANIUM PLATED FINISHES




TP-7 POLISHED BLACK IRON




TP-8 SATIN BLACK IRON




TP-11 POLISHED CHAMPAGNE




TP-12 SATIN CHAMPAGNE



TP-15 POLISHED ZIRCONIUM
GOLD



TP-19 POLISHED PEWTER



TP-20 SATIN PEWTER



TP22 SATIN BRASS

METAL FINISHES



POLISHED-ALUMINUM
POLISHED ALUMINUM



POLISHED-SS POLISHED
STAINLESS STEEL



SATIN-SS SATIN STAINLESS
STEEL

NAIL HEAD TRIM

**BL912** BLACK LEATHER**BP912** BLACK PEARL**BR912** BRONZE RENAISSANCE**BS912** POLISHES BRASS**FN912** FRENCH NATURAL**MN912** METALLIC NATURAL**N912** NATURAL**NK912** POLISHED NICKEL**OG912** OLD GOLD**PQ912** PEWTER QUARTZ**PT912** PEWTER**Z912** ZEST

ACCENT PILLOWS

LUMBAR PILLOW FINISHED SIZE:

12" X 20"
12" X 24"
16" X 20"



SQUARE PILLOW FINISHED SIZE:

12" X 12"
18" X 18"
20" X 20"
24" X 24"



FILL TYPE: DACRON FILL

KNIFE EDGE - DACRON FILL:

IT-PILL-12X12-KE
IT-PILL-18X18-KE
IT-PILL-20X20-KE
IT-PILL-24X24-KE

WELT (SELF OR CONTRASTING) - DACRON FILL:

IT-PILL-12X12-KEW
IT-PILL-18X18-KEW
IT-PILL-20X20-KEW
IT-PILL-24X24-KEW

1/2" FLANGE - DACRON FILL:

IT-PILL-12X12FLANGE.5
IT-PILL-18X18FLANGE.5
IT-PILL-20X20FLANGE.5
IT-PILL-24X24FLANGE.5

FILL TYPE: SYNTHETIC DOWN

KNIFE EDGE - SYNTHETIC DOWN:

IT-PILL-12X12-KE-SD
IT-PILL-18X18-KE-SD
IT-PILL-20X20-KE-SD
IT-PILL-24X24-KE-SD

WELT (SELF OR CONTRASTING) - SYNTHETIC DOWN:

IT-PILL-12X12-KEW-SD
IT-PILL-18X18-KEW-SD
IT-PILL-20X20-KEW-SD
IT-PILL-24X24-KEW-SD

1/2" FLANGE - SYNTHETIC DOWN:

IT-PILL-12X12FLANGE.5-SD
IT-PILL-18X18FLANGE.5-SD
IT-PILL-20X20FLANGE.5-SD
IT-PILL-24X24FLANGE.5-SD

TEXACRAFT INTERIORS LIMITED WARRANTY

The original purchaser of Texacraft Interiors is protected against defective materials and workmanship for a period of one (1) year from the date of purchase. This warranty covers normal contract use only and does not cover damages from misuse or abuse.

This warranty does not extend to fabrics, upholstery materials, including COL/COM materials and any other customer supplied decorative applications. This warranty also does not apply to any damages caused by common carriers, installers, unauthorized repairs, user modification, and attachments to a product, alteration, negligent use of products and ordinary wear and tear.

If we determine that an item under warranty is defective, we will replace or repair that item at our option, free of charge, provided it is returned promptly as directed, freight charges prepaid. In no event shall liability under this warranty exceed the original purchase price of the furniture. No warranty is made for any loss of use, loss of revenue for any customer supplied materials. No deductions for repairs in the field will be allowed without specific written authorization.

IF AN ITEM BECOMES DAMAGED, TAKE OUT OF SERVICE IMMEDIATELY. NO OTHER WARRANTY IS EITHER EXPRESSED OR IMPLIED.

RETURNS

No return of merchandise will be accepted without our consent and shipping instructions. Unauthorized returns will not be accepted and will be returned freight collect. Authorized returns are subject to a minimum of 25 percent re-stocking charge. Special order items cannot be returned. Merchandise returned in damaged condition may be subject to an additional charge equal to our cost of restocking.

FOB IRWINDALE, CA OR SILER CITY, NC



Select Locations Photography

Frigates Melbourne Waterfront Bar and Grill, Melbourne, Florida
Florida Polytechnic University, Lakeland, Florida
Southgate Towers Apartments, Miami Beach, Florida

The Ogden Luxury Condominiums, Downtown Las Vegas, Nevada
Foundation Room, Las Vegas, Nevada
The Revere Golf Club, Henderson, Nevada
The LINQ Promenade, Las Vegas, Nevada

Hotel Valley Ho, Scottsdale, Arizona
Mountain Shadows, Paradise Valley, Arizona
Andaz Scottsdale Resort and Spa, Scottsdale, Arizona.

Los Veneros Residences, Pacifico Building, Punta Mita, Nay., Mexico
Alamar, in the town of La Cruz de Huanacaxtle at the Riviera Nayarit, Mexico
www.Alamar-Vallarta.com

La Tranquila Breath Taking Resort & Spa, Punta de Mita-Litibu, Punta Mita, Mexico
Four Seasons Resort, Punta Mita, Mexico
Restaurant, Sayulita, Mexico

Bolongo Premium Beach Properties, Punta De Mita, Mexico
Aura Arena Blanca, La Cruz de Huanacaxtle, Nayarit, Mexico
Casa China Blanca, Private Residence, Punta De Mita, Mexico

The information in this catalog is presented as accurately as possible.
Any information deemed incorrect is the result of human error and was unintentional.

Coeur d'Alene Resort - Coeur d'Alene, Idaho
SouthShore Golf Club - Lake Las Vegas, Nevada
Cleveland Clinic Lou Ruvo Center for Brain Health
Keep Memory Alive Event Center - Las Vegas, Nevada
Viera Condominiums - Lake Las Vegas, Henderson, Nevada
The Lake Club - Lake Las Vegas, Henderson, Nevada
VideoPoker.com - Las Vegas, Nevada
Southern Highlands Golf Club - Las Vegas, Nevada
Dragon Ridge Golf Club - Henderson, Nevada
The Smith Center for Performing Arts - Las Vegas, Nevada
SkyHouse Houston - Houston, Texas
SkyHouse Orlando - Orlando, Florida
Loews Don CeSar Hotel - St. Pete Beach, Florida
Tivoli Village - Las Vegas, Nevada
Mathews Manor - Springville, Alabama

Villa Serena at Blue Sea, Private Residence, San Jose del Cabo, Mexico
Marquis Los Cabos, San Jose del Cabo, Baja California Sur, Mexico
Tesoro Resort, Los Cabos, Baja California Sur, Mexico
Villa Pacific West, Private Residence, Pedregal, Cabo San Lucas, Mexico
Welk Resort Cabo Sirena del Mar, Cabo San Lucas, Baja California Sur, Mexico
Pueblo Bonito Rose Golf & Spa, Cabo San Lucas, Baja California Sur, Mexico
JUHL Private Residences, Las Vegas, Nevada

Special Thanks to North Shore Realty, Punta Mita, Mexico. NorthShoreRealty.com



Main Sales Office
1396 NE 20th Avenue #300 Ocala FL 34470
Phone 800.327.1541 Fax 352.368.2471

8600 Gateway East Unit D El Paso, TX 79907
Phone 800.231.9790

texacraft.com

