



PRODUCT CATALOG | V.3

1 877 348 3647
DOG-ON-IT-PARKS.COM

OUR MISSION

Our mission at Dog-ON-It Parks is to help communities become *more* pet-friendly by providing solutions for dog parks, off-leash areas and everywhere else dogs are welcome.

We design and manufacture recreation level dog agility components, as well as a wide selection of dog park amenities such as drinking fountains, fire hydrants, pet wash stations, dog park benches, pet waste stations and much more. Contact us for more information on dog park design and tips on building your own dog park. Woof!

DESIGNED FOR

Public & Private Dog Parks, Multifamily Communities, Military Posts, RV Resorts & Campgrounds, Animal Shelters, Veterinary Clinics, Airport Pet Relief Areas, and other dog-friendly locations!



Join the Dog-ON-It-Parks
online community and keep
up to date with dog park news,
tips, resources and more.

WHY CHOOSE DOG-ON-IT?

- The first company in the US to specialize exclusively in dog parks and dog park products
- All products are made in the USA and feature rust-resistant, durable materials to ensure longevity and years of fun
- Innovative design and unique play components you won't find anywhere else
- Lifetime warranty against rust on all agility components
- Knowledgeable customer service team and complimentary design assistance to help make your project a success

BENEFITS OF DOG PARKS

- An affordable amenity that helps to foster and develop a sense of community
- Dog agility helps to strengthen the bond between people and their pets
- Park users visit year round, rain or shine, so your investment pays off quickly
- Serves a wide range of ages and abilities - for both people and their pets!
- Can help to prevent nuisance behaviors such as barking and chewing that are caused by a lack of physical and mental stimulation
- They're fun!



DOG-ON-IT™



LOOKING FOR INSPIRATION?

Here are some featured projects - visit our website for more ideas!

1. Pet Relief Area – El Paso Int'l Airport
2. Juan Pablo Park II – Santiago, Chile
3. ZBonz Dog Park – Austin, TX
4. Colonial Grand Apartments – Lake Mary, FL
5. Skyhouse Charlotte Rooftop – Charlotte, NC



CONTENTS

7 CLASSIC AGILITY EQUIPMENT

13 NATUREDOG™

15 CANINE COURTYARD

19 ECODOG™

21 PET FOUNTAINS

23 GROOMING SOLUTIONS

25 PET WASTE STATIONS

26 FIRE HYDRANTS

27 SITE FURNISHINGS & AMENITIES

30 SURFACING SOLUTIONS

31 DOG PARK PACKAGES



Check out our dog
park packages on
pages 31-34!



LEGEND

Throughout our catalog, you'll find icons to indicate characteristics of specific products. Here's your cheat sheet to icons' meanings:



MOST POPULAR



NO SLIP PAWSGRIP™



SMALL DOGS



ECO-FRIENDLY MATERIALS



CUSTOMIZABLE



ADA ACCESSIBLE



FLAT RATE SHIPPING



DOG·ON·IT™



WARRANTY

We're proud to offer the most comprehensive warranty in the US! A lifetime guarantee against rust on all aluminum and HDPE-based agility components, along with five years on workmanship and materials (under normal use when properly installed and maintained). What's not covered? Vandalism, man-made or natural disasters, improper installation, lack of maintenance, normal weathering/fading and normal wear and tear from regular use.

EARTH-FRIENDLY MANUFACTURING & MATERIALS

We stand behind the products we manufacture, and our manufacturing processes. The aluminum we use for our agility components averages between 80-85% recycled content, and the HDPE up to 90%. Our pet fountains contain appx 75% recycled material as well, and are fabricated using "Green Building" friendly stainless steel. We recycle 100% of our post-production metal and plastic scrap!

GIVE US A BARK

1 877 348 3647

DOG-ON-IT-PARKS.COM

EMAIL sales@dogonitparks.com

FAX 425 347 3056

4818 Evergreen Way, Ste 250, Everett, WA 98203

©2019 Dog-On-It Parks

CLASSIC AGILITY EQUIPMENT

SAFETY AND DURABILITY

Safety and durability are our top priorities, so all of our ramp components feature reinforced 10 gauge rust-proof aluminum with our proprietary PawsGrip™ coating to help provide traction – even on snow, mud, sand and ice.

What is PawsGrip™?

PawsGrip™ is a unique spray-on polymer coating that provides a heavy duty, slip resistant surface. It's similar to what's used in truck bed liners but supplemented with our own special material to give it even more non-slip texture.



6401



A-FRAME

- ✓ One of the most fun (and popular!) components
- ✓ Extra wide 38" planks and only 3'H at the peak for added safety
- ✓ Standard Colors: Red/Yellow/Blue or Green/Grey/Black
- ✓ Ships LTL freight



6402



DOG WALK RAMP

- ✓ Helps to build confidence and improve balance
- ✓ Make sure your dog is comfortable using the A-Frame before moving on to the more challenging Dog Walk Ramp
- ✓ Standard Colors: Red/Yellow/Blue or Green/Grey/Black
- ✓ Ships LTL freight



6403/6404



WAIT TABLE (8" OR 16" HEIGHT)

- ✓ Flat, solid surface ensures a dog's nails won't get caught
- ✓ Ask your dog to step or jump onto the table, and wait to be released. These components help to develop patience and confidence.
- ✓ Standard Colors: Red/Blue or Green/Black



DOG·ON·IT™



6405



STEP UP TABLE

- ✓ Features 3 offset platforms to help with climbing skills
- ✓ A good intro to both the Agility Walk and A-Frame
- ✓ Standard Colors:
Red/Yellow/Blue or Green/Grey/Black



6412



TEETER TOTTER

- ✓ 10' long with special rubber cushions on each end to help soften the landing
- ✓ One of the most challenging and fun components
- ✓ Only 2'H when completely elevated and suitable for dogs new to agility
- ✓ Standard Colors:
Red/Yellow/Blue or Green/Grey/Black
- ✓ Ships LTL freight



6413



AGILITY WALK (SET OF 5)

- ✓ Circular platforms with varying heights feature our exclusive PawsGrip™ coating
- ✓ Helps to develop balance and timing skills
- ✓ Solid walking surfaces are free of unsafe perforations
- ✓ Standard Colors:
Red/Blue or Green/Black

Did you know that obesity is the #1 health problem among dogs? Dog agility is not only a great way to help shed and keep those extra pounds off your dog, it also helps strengthen the dog/guardian bond.



CLASSIC AGILITY EQUIPMENT

SAFETY AND DURABILITY

Dog parks are tough environments, so we manufacture all of our components to withstand both the elements and daily use.

We source only the highest quality US made materials to ensure years of enjoyment for your community.



6415



HOUND HOOPS (SET OF 5)

- ✓ Pipe arches accommodate dogs of all sizes
- ✓ Great component for interacting with your dog as you guide them through the hoops
- ✓ For more fun, have your dog weave in and out of the hoops
- ✓ Standard Colors: Blue or Black



6509



HOUND HURDLES (SET OF 4)

- ✓ Signature paw and bone graphics provide depth perception
- ✓ Most dogs are natural jumpers and they'll quickly improve with practice
- ✓ Customize the planks with your park or community name
- ✓ Standard Colors: Red/Yellow or Green/White



6516



FLEXIBLE WEAVE POLES (SET OF 6)

- ✓ Made with durable urethane, our weave poles are designed to safely and slowly flex back upright
- ✓ Avoid Weave Poles made from heavy steel or brittle PVC
- ✓ Standard Color: Black



6520



ADJUSTABLE TIRE JUMP

- ✓ Sliding brackets provide a 14" range of height adjustment
- ✓ Interior hoop diameter of 24" is big enough to accommodate large breeds
- ✓ Customize the hoop with your park or community name
- ✓ Standard Colors: Red/Yellow/Blue or Green/White/Black



6521



ADJUSTABLE JUMP BAR

- ✓ Aircraft grade aluminum alloy bar is lightweight, yet very strong
- ✓ Easily adjusts to 7 different heights
- ✓ Standard Colors: Red/Yellow/Blue or Green/White/Black



6522



DOUBLE HOOP JUMP

- ✓ 2 size hoops suitable for all size dogs
- ✓ Perfect starter piece and intro to agility jumps
- ✓ Customize the hoops with your park or community name
- ✓ Standard Colors: Red/Yellow/Blue or Green/White/Black

Dogs are family! 70% of people sign their pet's name on greeting and holiday cards and 58% put pets in family and holiday portraits. Say cheese!



CLASSIC AGILITY EQUIPMENT

SAFETY AND DURABILITY

Our jumps are designed for fun! Featuring aluminum pipe and UV resistant materials with our signature Dog-ON-It colors and graphics, these are an affordable way to perk up your park. Interested in other color options or customization? Contact us for details!



6601-6603



WALL JUMPS (2 PLANK OPTION SHOWN)

- ✓ Start with the single plank and work up to the more challenging heights
- ✓ Paw and bone details assist with depth perception
- ✓ Customizable planks
- ✓ Standard Colors:
Red/Yellow/Blue or Green/White/Black



6606



TRI-LEVEL JUMP

- ✓ 3 jumps in 1 provide plenty of play opportunities
- ✓ Ideal for areas that are tight on space
- ✓ Free customization!
- ✓ Standard Colors:
Red/Yellow/Blue or Green/White/Black

Whether you're highlighting your park or community name, or honoring a park donor, customizable obstacles such as our Tire Jump, Hound Hurdles or Wall Jumps help to set your dog park apart.

EVEN BETTER? THE CUSTOMIZATION IS FREE!



USA
MADE

DOG-ON-IT™



6703-6709



BOW WOW BARRELS

- ✓ 27" diameter accommodates dogs of all sizes
- ✓ Choose from 3, 6 or 9-foot lengths
- ✓ Customizable dog house panels feature eco-friendly HDPE plastic
- ✓ Standard Color Options:
Tube: Green, Blue or Red
End Panels: Green/White or Red/Yellow



A BETTER TUNNEL

Unlike slippery playground tubes, all of our tunnels are designed specifically for our four-legged friends and feature our proprietary texture that is molded into the plastic for years of slip resistance.



NATURE DOG™

LOOKING FOR SOMETHING A LITTLE DIFFERENT?

Our unique and versatile line of nature-inspired agility components offers an easy way to incorporate play activities that complement the natural environment. Individually handcrafted to look like real logs, tree stumps, and boulders, these can be installed with landscape stakes for seasonal parks or anchor bolts for permanent installations.



ND7101



TERRIER TUNNEL

- ✓ This is suitable for small to medium dogs with dimensions of 32"L and 20"H
- ✓ Hand painted and won't rot, rust or fade over time



ND7102



DOG THROUGH THE LOG

- ✓ At a generous 46"L and 24"H, this easily accommodates large dogs
- ✓ Offers two opportunities for play; dogs can run through the tunnel or perch on top
- ✓ Textured interior helps to provide traction



ND7103



DOG LEG WALK (SET OF 2)

- ✓ Helps to improve balance and confidence skills as the dog walks down one log and steps onto the other.
- ✓ Also functions as a natural looking bench for park seating

ND7110/ND7111



LITTLE & BIG STUMP JUMPS

- ✓ A natural version of our popular Agility Walk
- ✓ Stagger heights for more fun and challenge
- ✓ Two sizes to choose from; either a 10" or 14" height

ND7120/ND7121



SMALL & LARGE BOULDERS

- ✓ Flat, textured surface allows dogs to sit or lie comfortably
- ✓ 2 different heights (16" & 22") provide options for both large and small dogs
- ✓ Provides different play opportunities; dogs can jump, climb and/or balance on top

ND7122



STEPPING STONES (SET OF 3)

- ✓ Dogs build confidence by step or hopping from stones of increasing and decreasing height
- ✓ Set of 3; smaller stones are 10"H and the larger stone is 18"H.
- ✓ Flat, highly textured surfaces provide traction

Visiting a new park? Check the rules before you go! Most dog parks have specific guidelines regarding vaccinations, age (for both pets and people), food, and some require a tag or pass to enter the park.



CANINE COURTYARD™

SOLUTIONS FOR SMALLER SPACES

Featuring the same heavy-duty materials as our classic line, Canine Courtyard is an affordable way to add fun to your multi-family community, RV resort, campground, or pocket park.



CC5401



CORGI CLIMB

- ✓ A smaller version of our traditional A-Frame
- ✓ An ideal starter piece and a good intro to the more challenging Dachshund Double Ramp
- ✓ Standard Colors:
Green/Gray/Black or Red/Yellow/Blue



CC5402



WHIPPET WALK

- ✓ The platform rises only 2 feet at its highest point, which makes this a great introduction to dog agility and other components
- ✓ Reinforced aluminum is sturdy enough for large breeds as well
- ✓ Standard Colors:
Green/Gray/Black or Red/Yellow/Blue



CC5403



DACHSHUND DOUBLE RAMP

- ✓ A unique product you won't find anywhere else
- ✓ Similar to our Whippet Walk, but with offset zigzag style ramps
- ✓ Standard Colors:
Green/Gray/Black or Red/Yellow/Blue

CC5404



DALMATIAN DISKS (SET OF 4)

- ✓ This fun component challenges your dog's coordination
- ✓ A series of platforms at different heights requires your dog to step (or hop!) onto each one
- ✓ Entirely flat walking surfaces are free of unsafe perforations
- ✓ Standard Colors: Green/Black or Red/Blue



CC5405



SAMOYED SIT & STAY TABLE

- ✓ Perfect for beginners to dog agility as it's the easiest component to learn
- ✓ Work with your dog to step up onto the table and wait patiently
- ✓ Standard Colors: Green/Black or Red/Blue



CC5406



SCOTTIE SEESAW

- ✓ Seesaws help to improve coordination and balance
- ✓ Watch your dog's confidence increase once they learn to control the movement
- ✓ Special rubber cushions help to soften the landing
- ✓ Standard Colors: Green/Gray/Black or Red/Yellow/Blue



Apartment communities and RV resorts that offer a dog park onsite see less resident turnover and typically have a higher approval rating than the non pet-friendly competition.



CANINE COURTYARD™

COMPACT FUN FOR COMPACT PARKS

All Canine Courtyard products ship quickly and affordably by FedEx Ground. Visit our website for flat rate shipping info and current lead times!




CC5501



SHELTIE SHIMMY POLES (SET OF 4)

- ✓ Weave poles help your pup learn timing and dexterity
- ✓ Our unique and super durable material is both flexible and chew-proof!
- ✓ Standard Color: Black



CC5502



COLLIE CRAWL

- ✓ Exclusive to Dog-ON-It-Parks, this 2-in-1 component offers both a jump and tunnel
- ✓ Attractive wavy planks allow light into the tunnel for more visibility
- ✓ Standard Colors: Green/White/Black or Red/Yellow/Blue



CC5601/CC5602



POINTER PLANK JUMPS

- ✓ Available in single and double plank options
- ✓ The white dog paw details assist with depth perception
- ✓ Customize the planks for free!
- ✓ Standard Colors: Green/White/Black or Red/Yellow/Blue



CC5603



WESTIE WINDOW JUMP

- ✓ Sits low to the ground and 4"H jump accommodates even the smallest of dogs
- ✓ 32" interior diameter is suitable for medium-large dogs
- ✓ Add your community or park name
- ✓ Standard Colors: Green/White/Black or Red/Yellow/Blue



CC5604



BEAGLE BONE JUMP

- ✓ 8" height is ideal for beginners and small dogs
- ✓ Eco-friendly planks are created from recycled polyethylene plastic
- ✓ Free customization
- ✓ Standard Colors: Green/White/Black or Red/Yellow/Blue



CC5620



HUSKY TRIPLE HOOP

- ✓ 3 hoops (14", 17" & 20"D) equals play for dogs of all sizes
- ✓ Maximize your space with components like this that offer multiple play opportunities
- ✓ Standard Colors: Green/White/Black or Red/Yellow/Blue

A dog's nose print is as unique as a human's finger print and can be used to accurately identify them, but a microchip is probably a better idea! Remember to keep your contact information updated as well.



ECODOG™

RECYCLED - BUT BETTER!

A winning combination of eco-friendly recycled aluminum and HDPE posts offers the best of both worlds. Our walking surfaces feature a highly textured, VOC-free polyurea that provides traction in all weather conditions and our exclusive mounting plates offer the flexibility of permanent or portable installations.




R7601



ECO A-FRAME (LARGE)

- ✓ Our standard size A-Frame with HDPE posts and trim
- ✓ Petite version available for small/shy dog areas and pocket parks
- ✓ Standard Colors: Green/Pewter/Black
- ✓ Ships LTL freight



R7603



ECO BALANCE WALK

- ✓ Balance beams help to build confidence and our signature support posts guide the dog both on and off of the plank.
- ✓ Generous 7' length and 12" width make this a great introductory component
- ✓ Standard Colors: Green/Pewter/Black



R7605



ECO DOG WALK RAMP (SMALL)

- ✓ The smaller of our Eco Dog Walk Ramps. Larger version available as well!
- ✓ Attractive HDPE finishes offer durability, low maintenance and a 50 year warranty against rot
- ✓ Ships LTL freight
- ✓ Standard Colors: Green/Pewter/Black

R7608



ECO ADJUSTABLE JUMP BAR

- ✓ Features our signature routed fire hydrant end panels and posts all in durable HDPE
- ✓ Lightweight, aircraft grade aluminum bar offers 7 different jump heights
- ✓ Standard Colors: Green/White/Black

R7609



ECO DOUBLE HOOP JUMP

- ✓ Suitable for dogs of all sizes; the smaller hoop has a 26" diameter and the large 35"
- ✓ Free customization — add your park, community or donor name!
- ✓ Standard Colors: Green/White/Black

R7610-R7612



ECO WALL JUMPS (2 PLANK OPTION SHOWN)

- ✓ Customize the planks to help set your park apart
- ✓ 3 heights to accommodate dogs of all sizes and abilities
- ✓ Standard Colors: Green/White/Black

A tired dog is a happy dog!
Daily exercise helps to curb unwanted and destructive behaviors such as nuisance barking, chewing and other naughty antics.



VISIT OUR WEBSITE
FOR MORE ECODOG™
AGILITY COMPONENTS!

PET FOUNTAINS

THIRSTY?

Check out our wide selection of pet fountains. With all stainless steel construction, add-on options such as freeze resistant valves, leash hooks and more, we offer 15 different models to choose from including several fountains that are always in stock.



7210



PEDESTAL FOUNTAIN WITH PET BOWL

- ✓ Stainless steel pedestal style fountain with bubbler and pet bowl
- ✓ Customize your fountain with an etched plaque
- ✓ Slow draining dog bowl allows the pup to quench its thirst while preventing unhealthy standing water



7211



BARRIER-FREE FOUNTAIN WITH PET BOWL

- ✓ Rust-resistant stainless steel construction is perfect for coastal climates and all weather conditions
- ✓ In stock model
- ✓ ADA Compliant when properly installed



7212



BI-LEVEL BARRIER-FREE FOUNTAIN WITH PET BOWL

- ✓ Meets current federal accessibility requirements
- ✓ Resistant to sunlight, heat, moisture and wear
- ✓ Add on a leash hook, freeze resistant valves or hose bibb



7213



DOG WATERING STATION

- ✓ Classic pedestal style unit with a slow draining dog bowl
- ✓ Upgrade with a custom wrapped logo or freeze resistant valves
- ✓ Push button height is ADA Accessible



CHOOSE A COLOR OPTION!

PET FOUNTAINS

Put the finishing touch on your fountain with one of our 21 different color options. Smooth or textured coatings available to offer low maintenance care and resistance to chipping.



7214



DELUXE DOG WATERING STATION

- ✓ Multi-function unit offers watering, dog washing and park maintenance
- ✓ Pedestal fountain with slow draining dog bowl, leash hook and hose bibb
- ✓ Standard stainless steel finish is polished to satin or choose a color option




7216



PET FOUNTAIN

- ✓ Compact size is ideal for pocket parks and/or small dog areas
- ✓ Available as free-standing or wall mount with optional remote push button
- ✓ Our most cost effective fountain



FOUNTAIN COLOR CHART

GROOMING SOLUTIONS

DIRTY DOGS?

We got you covered! From indoor/outdoor fully stocked dog wash stations, décor to perk up your pet spa and more, we make it easy and affordable to help keep Fido clean. Visit our website for more grooming options!



PW7220



DUAL DOG WASH STATION

- ✓ Features 2 hose outlets and a leash/hose hook (hoses not included)
- ✓ Adjustable metered control valves allow water timing of 5-60 seconds
- ✓ Pedestal style requires minimal space compared to basin style tubs



PW7300



WALK-IN PET WASH

- ✓ Low to the ground design is perfect for medium to large or senior dogs
- ✓ Comes fully stocked with a plumbing kit, shower nozzle, leash restraints and elevated floor grate for slip resistance
- ✓ All stainless steel with scratch resistant coating



PW7301



ELITE DOG WASH STATION

- ✓ Slip resistant ramp or stairs included (rolling wheels slide them underneath when not in use)
- ✓ Choose from 3 standard color options or customize with a Sherwin-Williams color match
- ✓ Comes with plumbing kit, shower nozzle, floor grate, elevated tray for bathing small dogs and leash restraints



PW7302



ADA ELITE PET WASH

- ✓ An ADA version of our top selling wash station
- ✓ Tri-lock restraint system to help prevent escape attempts
- ✓ Guaranteed to never leak or rust



Did you know that some dogs have “hair” as opposed to fur? Certain breeds such as Yorkies, Lhasa Apsos, and Shih Tzus have a longer growing cycle so their hair grows until it's cut. The next time you see a pooch sporting ribbon or bows, go ahead and compliment them on their hair!



PW7303



HYDRAULIC GROOMING TABLE

- ✓ Table top is textured for slip resistance
- ✓ Simply pump the foot pedal to adjust the table height from 19" up to 39"
- ✓ Comes with rotating grooming arm



PW7305



K9 DRYER

- ✓ Variable speed dial offers the flexibility to quickly dry thick double-coats and lower speeds for our short-haired friends who need less drying time
- ✓ 10' hose with round and flat blower tips, and filter. Optional wall mount bracket available
- ✓ Choose from 12 standard colors



PET WASTE STATIONS

PET WASTE STATIONS

Help keep your community clean with our selection of pet relief solutions including pick up stations, refill bags, and receptacles. Visit our website for more options!



7400



ROVER RELIEF AREA

- ✓ Designed for rooftop/urban dog parks, airports, shopping centers, doggy daycares and other pet-friendly locales
- ✓ Includes removable turf pod, a 20" Fire Hydrant, Industrial Strength Hose and Spray Nozzle, Drain, Hair Trap, and PVC "P" Trap
- ✓ Drains from the side or bottom, and helps keep landscaping from being "loved" to death!



7402



BARK BIN™ PET WASTE STATION

- ✓ Self-contained station includes the dispenser, 1000 refill bags, 200 trash bags, 1 key and a unique chute system that hides the collection bag inside
- ✓ Small footprint with optional surface mount and wall mount kits
 - ideal for rooftops
- ✓ Standard colors: Gray, Black or Green



7408-7417



OTHER PET WASTE SOLUTIONS

- ✓ Choose from fully stocked complete stations or a la carte items such as dispensers, bags or receptacles
- ✓ Rust-resistant aluminum with standard Black or Green powdercoat finish
- ✓ Choose from roll or single-pull style refills, including our Good Human bags made with 100% recycled content



7260



FIRE HYDRANT

- ✓ Life size, and cast from an authentic hydrant with durable reinforced resin
- ✓ Customize with a Pantone® color or your logo
- ✓ Handpainted details and UV clear coat for long lasting color



7270



SPRAY HYDRANT

- ✓ Adjustable timer offers 10-60 seconds of misting
- ✓ Very water efficient and uses less than 2 gallons per minute
- ✓ Completely plumbed for easy installation



7280



TOP SPRAY HYDRANT

- ✓ Set of 2 Hydrants: 1 with remote push button and 1 with the spray head, connected with a 20-foot supply line
- ✓ A much more affordable solution to a splash pad
- ✓ Adjustable timer sets off a 6-foot high mist to cool your pet during the dog days of summer

FIRE HYDRANTS

Fire Hydrants are the dog park version of the office water cooler! They aren't just cute though - they also help keep dogs from "watering" trees, plants or other landscaping.



SITE FURNISHINGS & AMENITIES

ALL YOU NEED

Put the finishing touches on your park with customizable benches, dog park rules signs and silhouettes to perk up your fence line, grooming area or park entry.

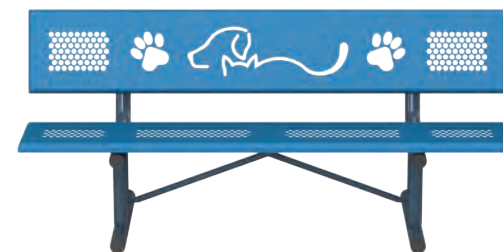


7202



BASIC DOG PAW BENCH

- ✓ Standard design features paw or bone details, or customize with text/graphics
- ✓ Inground, portable or surface mount frame options
- ✓ Wide variety of colors to choose from



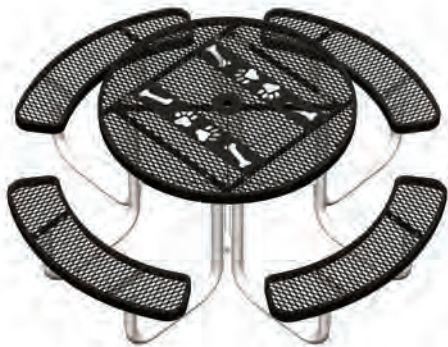
7502



WASTE RECEPTACLE

- ✓ Style matches our Basic & Deluxe Benches
- ✓ Large 32 gallon size
- ✓ Includes lid and liner





7207



TOP DOG PICNIC TABLE

- ✓ Bone and paw details complement benches and waste receptacles
- ✓ Comfortably seats 4 with ADA option available as well
- ✓ Standard portable frame or add inground post for added security

Dogs are the most popular pet in the US and nearly 40% of homes include a four-legged family member.



7230



CUSTOM DOG PARK RULES SIGN

- ✓ Durable, photo quality fiberglass panel is totally customizable with images and/or text
- ✓ Post Color Options: Black or Blue
- ✓ Also included in the Complete System

7290-7331



DOG SILHOUETTES

- ✓ Solid aluminum, with laser cut doggy details and a matte black powdercoat finish
- ✓ 14 designs to choose from or you can request your own (ask about minimum quantities)
- ✓ Mounting hardware included for attaching to a fence or wall



SITE FURNISHINGS & AMENITIES

ALL YOU NEED

Dog parks are enjoyed year-round, so consider adding some creature comforts such as shade shelters, benches, and drinking fountains to make it a true community destination.



8202-8205

SHADE SHELTERS

- ✓ Escape the elements in style! The fabric is stabilized to block up to 97% of harmful UV rays
- ✓ Glide elbows allow fabric to be easily removed in the event of severe weather
- ✓ Rectangle, Square and Umbrella styles available, or design your own



6902

PET PARKING POST

- ✓ Conveniently secure your pet while entering/exiting the park
- ✓ Also perfect for animal hospitals, campgrounds, and other pet-friendly areas
- ✓ Standard Colors: Red/Blue or Green/Black



CC5707

BISCUIT BONE BENCH

- ✓ Features highly durable HDPE seat and back with heavy duty aluminum posts
- ✓ Available in four or six foot lengths – inground or surface mount only
- ✓ Seat-style options available as well (no back)



WOOF FIBER™

- ✓ Made of specially ground untreated wood, so it's certified non-toxic and is more comfortable under dogs' paws than traditional mulch
- ✓ Certified ADA Accessible (when installed & maintained correctly) and helps to reduce mud puddles, craters, dust and dirt
- ✓ Installs directly over existing surfacing whether sod or asphalt



PET TURF

- ✓ Developed specifically for use in dog parks, it offers improved drainage and antimicrobial properties to help with odor control
- ✓ Attractive and low maintenance, and provides a pop of color year round
- ✓ Allows the park to be used 365 days a year



TURF PODS

- ✓ Designed for use over hard surfaces, and ideal for rooftop parks and pet relief areas
- ✓ Unique modular system allows rotation of individual pods to regulate wear and easy access underneath for cleaning
- ✓ Elevated tiles allow extra drainage and an aeration layer to keep both the grass and floor dry

SURFACING SOLUTIONS

Dog parks (and grass!) are often loved to death.

Consider installing Woof Fiber™ or synthetic turf for the ease of low maintenance and ADA Accessibility for year-round enjoyment.



DOG PARK PACKAGES

ALL INCLUSIVE

For parks large, small and in between, we offer 12 affordable pre-designed kits that make it easy to outfit your park. Even better? They all include a 5% discount compared to a la carte items.

MORE OPTIONS
ON OUR WEBSITE!



CANINE COURTYARD DELUXE KIT

- ✓ Includes 6 agility components: Dachshund Double Ramp, Collie Crawl, Beagle Bone Jump, Samoyed Sit & Stay, Pointer Plank (Double) and Dalmatian Disks
- ✓ Features the popular 6' Biscuit Bone Seat
- ✓ Standard colors: Green/Gray/Black or Red/Blue/Yellow



COMPLETE SYSTEM

- ✓ Features 13 agility components: A-Frame, Dog Walk Ramp, Teeter Totter, Wait Table, Agility Walk, Hound Hurdles, Adjustable Tire Jump, Adjustable Jump Bar, Flexible Weave Poles, two Wall Jumps, Hound Hoops and S-Tunnel
- ✓ Also includes a Custom Dog Park Rules Sign, Pet Parking Post and a Fire Hydrant
- ✓ Standard Colors: Red/Blue/Yellow or Green/Gray/Black

ALL AGILITY PACKAGES INCLUDE A FREE FIRE HYDRANT!



GOLD PACKAGE

- ✓ 7 agility components suitable for dogs of all sizes and abilities: Dog Walk Ramp, Bow Wow Barrel, Adjustable Tire Jump, Flexible Weave Poles, Hound Hoops, Single & Double Wall Jumps plus a Fire Hydrant
- ✓ Customize the jumps with your park or community name
- ✓ Standard Colors: Red/Blue/Yellow or Green/Gray/Black



BASICS PLUS AMENITIES PACKAGE

- ✓ Our top selling site furnishings: Basic Dog Paw Bench, Fire Hydrant, Custom Dog Park Rules Sign, 32 Gallon Waste Receptacle, Pet Parking Post and Waste Pick Up Station
- ✓ Customize the bench and waste receptacle for no additional charge
- ✓ Standard Colors: Red/Blue or Green/Black


DOG PARK PACKAGES

Did you know pets can actually improve your health? It's true! They can decrease depression, stress and anxiety, lower your blood pressure, improve your immunity and even decrease your risk of heart attack and stroke.



ECODOG™ SYSTEM

- ✓ 6 agility components suitable for all size dogs: Eco A-Frame (Large), Eco Dog Walk Ramp (Small), Eco Double Hoop Jump, Eco Balance Beam, Eco Adjustable Jump Bar, Eco Double Wall Jump plus a Fire Hydrant
- ✓ Versatile bases allow for portable, semi-permanent or permanent installation
- ✓ Standard Color: Green/Pewter/Black



NATUREDOG™ SYSTEM

- ✓ A collection of 7 nature-inspired pieces: Terrier Tunnel, Dog Through the Log, Small & Large Boulders, Dog Leg Walk, Small & Large Stump Jumps, and a Fire Hydrant
- ✓ Flanges allow for portable or permanent installation
- ✓ All components are highly textured for slip resistance



INTERESTED IN A
PACKAGE FOR YOUR
ROOFTOP PARK
OR TENNIS COURT
CONVERSION?
NO PROBLEM!
SURFACE MOUNT
PLATES ARE
AVAILABLE FOR
EASY INSTALLATION.



BRONZE PACKAGE

- ✓ 4 components: Adjustable Jump Bar, Flexible Weave Poles, Wait Table and Double Plank Wall Jump, plus a Fire Hydrant
- ✓ Suitable for dogs of all sizes and abilities, and smaller areas.
- ✓ Standard Colors: Red/Yellow/Blue or Green/Gray/Black



SILVER PACKAGE

- ✓ Features 5 activities: Dog Walk Ramp, Bow Wow Barrel, Adjustable Jump Bar, Single Plank Wall Jump, Flexible Weave Poles and a Fire Hydrant
- ✓ Free customization on the Wall Jump
- ✓ Standard Colors: Red/Yellow/Blue or Green/Gray/Black



**YOUR
DOG PARK
EXPERTS**



**DOG·ON·IT
PARKS**

1 877 348 3647
DOG-ON-IT-PARKS.COM

sales@dogonitparks.com

©2019 Dog-On-It Parks