

PRODUCT CATALOG

Shade 
systems™

the coolest solutions under the sun®

To Our Valued Customers, Representatives, and Employees:

For over 20 years, Shade Systems™ has been recognized as the industry leader for offering practical and effective shade solutions to protect the public from the sun's harmful U.V. rays. To help you choose the best shade products for your needs, we are once again proud to publish the most comprehensive product catalog in the shade industry.

A perfect example of our leadership is our innovative Turn-N-Slide™ easy canopy removal and re-attachment system. At times imitated by our competitors – but never equaled – our time-tested Turn-N-Slide fastening system makes it easy for most anyone on your staff to quickly remove and re-attach the canopy in the event of severe storm or for the winter season. Shade Systems was the first with such a system, and our Turn-N-Slide is still the most-used fastening system with the longest, most successful track record. Please see page 7 for details.

Starting on page 20, check out our NEW Monoslope Cantilevers, for a clean and modern way to provide shade with support columns strategically located to the rear for unobstructed views and safety when used near pools.

Turn to page 26 for our beautiful 'Sail' systems, the highest quality fabric tension structures on the market. Like our frame-supported shade products, Sails also feature an easy-to-use quick release system for fast removal of the canopies. Engineered to last and designed for beauty, Sails add an imaginative skyline to your site while providing much-needed shade.

For all the above reasons, along with the most air-tight warranties on the market, Shade Systems is proud to be the most-specified name in the shade business. We look forward to serving your shade needs for many years to come.

Sincerely,



Alan Bayman
President



PROJECT INFO

On this Page:

Kids Kingdom • Picayune, Mississippi
See page 40 for more Tornado® ideas

On the Cover:

Meridian Park • Orlando, Florida
See page 20 for more Monoslope Cantilever ideas

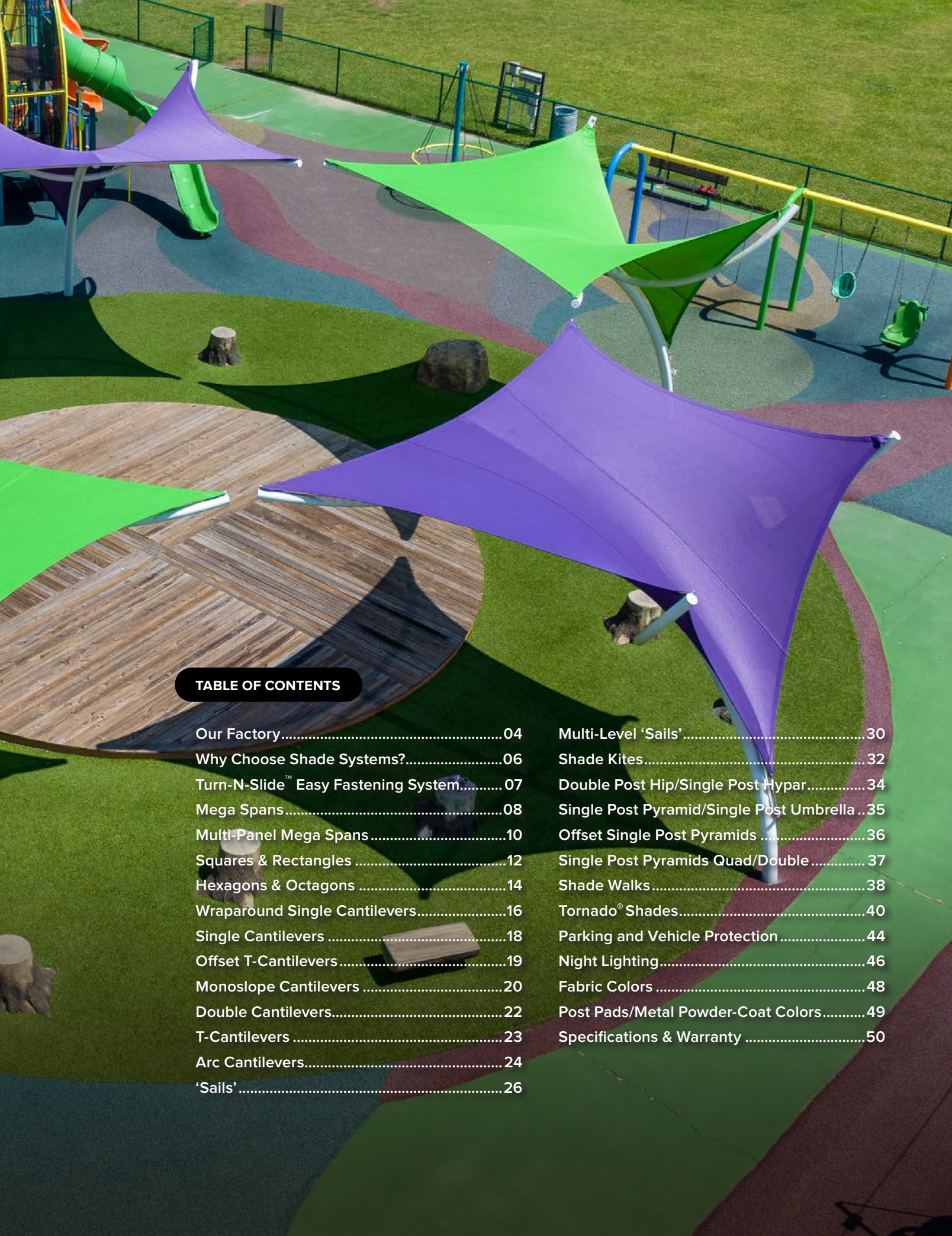



TABLE OF CONTENTS

Our Factory.....	04	Multi-Level 'Sails'.....	30
Why Choose Shade Systems?.....	06	Shade Kites.....	32
Turn-N-Slide™ Easy Fastening System.....	07	Double Post Hip/Single Post Hypar.....	34
Mega Spans.....	08	Single Post Pyramid/Single Post Umbrella ..	35
Multi-Panel Mega Spans.....	10	Offset Single Post Pyramids	36
Squares & Rectangles	12	Single Post Pyramids Quad/Double	37
Hexagons & Octagons	14	Shade Walks.....	38
Wraparound Single Cantilevers.....	16	Tornado® Shades.....	40
Single Cantilevers	18	Parking and Vehicle Protection	44
Offset T-Cantilevers	19	Night Lighting.....	46
Monoslope Cantilevers	20	Fabric Colors	48
Double Cantilevers.....	22	Post Pads/Metal Powder-Coat Colors.....	49
T-Cantilevers	23	Specifications & Warranty	50
Arc Cantilevers.....	24		
'Sails'	26		

OUR FACTORY...

A MARVEL OF AMERICAN MANUFACTURING EXCELLENCE



**METAL
FABRICATION**



SEWING



Shade Systems™ provides complete design, engineering, manufacturing, and installation services for your shade project. Headquartered at our 100,000 s.f. state-of-the-art plant in Ocala, Florida, we are the most capable manufacturer of quality American-made fabric shade products in the industry. Let us show you how we can provide the best shade solutions to protect people and property in public spaces.



Scan to watch our
5-minute Factory
Tour video!



WHY CHOOSE SHADE SYSTEMS™?




✓ TURN-N-SLIDE™ EASY FASTENING SYSTEM

- Makes it easy to remove and re-attach the fabric canopy for the winter season or in case of severe storm such as hurricanes (most other shade companies' products are permanent and require professional installers to remove and re-install the canopy)
- Only patented and time-tested system of its kind — in continuous use nationwide since 2003



Scan to view the Turn-N-Slide demonstration video



✓ ONE-POINT 'SAILES' ATTACHMENT SYSTEM

- No need to thread messy cables — each corner of the 'Sails' fabric canopy features a stainless steel bracket with just one tensioning bolt to easily attach or remove the canopy.
- Cables are permanently concealed in the hems and terminate in the stainless steel bracket — you never have to touch them!
- All cables and hardware are corrosion resistant stainless steel for maximum durability.
- Please see page 28 for more details.



Scan to view the one-point 'Sails' attachment system

✓ MOST EXTENSIVE 7-STEP POWDER-COATING PROCESS IN THE INDUSTRY FOR CORROSION-RESISTANCE

1. **Sandblasting.** Metal parts are sandblasted to completely remove any surface oils and rust.
2. **Mechanical smoothing.** Any remaining foreign matter is mechanically removed from surfaces by sanding, grinding, and rounding rough edges to smoothness.
3. **Initial Surface Preparation.** A heavy-duty liquid cleaner is applied for initial surface preparation.
4. **Corrosion resistant Coating.** Liquid detergent iron phosphate is applied, resulting in a superior quality corrosion resistant sub-coating.

5. **Final Surface Preparation.** All metal parts are then sealed using a reactive, non-chrome sealer for enhanced corrosion protection and increased paint adhesion.

6. **Coastal Primer.** Prior to powder-coating, a rust inhibiting coastal primer is applied for maximum corrosion resistance in the most demanding outdoor environments.

7. **Application of Powder-Coating.** Lastly, PPG Envirocron™ Ultradurable powder coatings are applied for a durable and uniform final color finish.



✓ EXTENSIVE USE OF STAINLESS STEEL FOR MAXIMUM CORROSION RESISTANCE

- All stainless steel hardware
- All stainless steel cables

✓ 100% U.S. MADE – ALL UNDER ONE ROOF IN OUR FLORIDA FACTORY



Scan to watch our 5-minute Factory Tour video!

✓ MOST COMPREHENSIVE WARRANTIES IN THE INDUSTRY

20 yrs on metal frames against rust-through corrosion

10 yrs on CoolNet™ shade fabric against deterioration

10 yrs on CoolNet™ stitching thread against deterioration

10 yrs on Turn-N-Slide™ Easy Fastening System

10 yrs on stainless steel cables

*** And none of the above warranties are pro-rated! ***

TURN-N-SLIDE™ EASY FASTENING SYSTEM



STEP 1:

Use our special vandal-resistant tool to remove access cap



STEP 2:

Turn concealed nut using a standard socket wrench. Attachment hook moves backward, releasing the canopy cables.



Reverse the steps to re-attach

it's that easy!

WHAT IS THE TURN-N-SLIDE™?

Our patented Turn-N-Slide™ Easy Fastening System is an ingenious mechanism which comes standard on all frame-supported Shade Systems products and makes removal and re-attachment of the canopy quick and easy for most anyone on your staff. And it's covered by a 10 year warranty.

WHY DO WE NEED SUCH A MECHANISM ON OUR SHADE?

If you are located in colder climates, you will want to remove your canopy and store it for the winter season. This prolongs the canopy's life by not subjecting it to snow loads and winter storms. Likewise, if you are located in an area subject to hurricanes or tornadoes, the Turn-N-Slide allows quick removal of the canopy as soon as you receive a storm warning.

WHAT DOES THE COMPETITION OFFER?

Good question. The competition's canopies are mostly designed to be permanent, and require special tools and oftentimes the services of professional installers for removal and especially re-installation. Ask the competition to describe the specific steps required to remove and then re-attach their canopy, and judge for yourself if the same thought has gone into their product as the Turn-N-Slide.

WHERE CAN WE LEARN MORE ABOUT THE TURN-N-SLIDE?

Scan to see a 6-minute online demonstration video of how easy it is to remove and re-attach your Shade Systems canopy.



MEGA SPANS

Perfect for shading your largest outdoor spaces



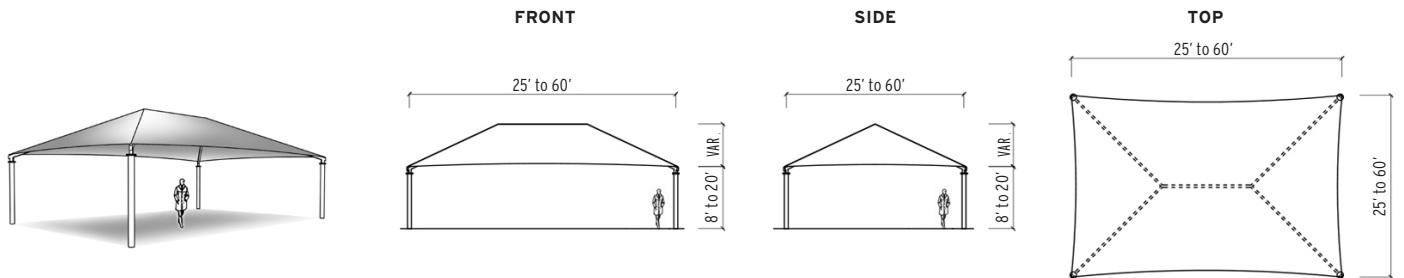
01 BOCCE BALL COURTS



02 EXERCISE COURTS



03 PLAYGROUNDS





BASKETBALL COURTS 04

Mega Spans comprise our largest pre-engineered frame-supported shade structures, providing clear span coverage for spaces ranging from 900 square feet to over 5,000 square feet. Featuring heavy schedule 40 pipe columns and structural steel beams, Mega Span steel frames are shipped as easy-to-assemble bolt-together components requiring no in-field welding or fabrication.

Our exacting specifications include all stainless steel hardware and tensioning cables, and a durable powder-coat finish on all metal components in your choice of brilliant colors. And like our smaller frame-supported Squares & Rectangles on pages 12-13, Mega Spans also include our remarkable Turn-N-Slide™ easy canopy fastening system. The Turn-N-Slide makes it easy to quickly remove and then re-attach the CoolNet™ fabric canopy for the winter season or in the event of severe storms such as hurricanes.

Please refer to the Turn-N-Slide details on page 7.

MEGA SPANS ARE PERFECT FOR:

- Playgrounds
- Dog Parks & Pet Boarding
- Parking & Car Washes
- Seating & Concessions
- Exercise & Sport Courts



SEATING & CONCESSIONS 05

- 01 Light Blue canopy • Coffee Brown frame
- 02 Rivergum Green canopy • Latte Tan frame
- 03 Navy Blue canopy • Gunmetal Grey frame
- 04 Lime Green canopy • Blue Streak frame
- 05 Aquatic Blue canopy • Jet Black frame

MULTI-PANEL MEGA SPANS

Available in a virtually unlimited range of custom sizes and shapes



01 PICKLEBALL COURTS



02 FITNESS COURTS



PICKLEBALL COURTS 03

Multi-Panel Mega Spans feature individual fabric panels for a more colorful shading effect. Separate fabric panels create spaces where natural light can enter, improving visibility for outdoor activities. Multi-Panels are engineered to use heavy schedule 40 pipe columns and structural steel beams and are shipped as easy-to-assembly bolt-together components requiring no in-field welding or fabrication.

Our exacting specifications include all stainless steel hardware and tensioning cables, and a durable powder-coat finish on all metal components in your choice of brilliant colors. And like our smaller frame-supported Squares & Rectangles on pages 12-13, Mega Spans also include our remarkable Turn-N-Slide™ easy canopy fastening system. The Turn-N-Slide makes it easy to quickly remove and then re-attach the CoolNet™ fabric canopy for the winter season or in the event of severe storms such as hurricanes.

Please refer to the Turn-N-Slide details on page 7.



- 01, 04** Stormy Grey and Brick Red canopies • Jet Black frame
- 02** Lime Green and Aquatic Blue canopies • Blue Streak frame
- 03, 05** Eggshell White canopies • Jet Black frame



04



05

SQUARES & RECTANGLES

Available in sizes from 10' x 10' to 25' x 25'



01

Square & Rectangular designs form the backbone of our most effective and economical shade offerings. Engineered to meet the stringent International Building Code [IBC], these functional structures are available in a variety of colors, heights and sizes, and feature our remarkable Turn-N-Slide™ quick-release canopy fastening mechanism in case removal of the canopy becomes necessary due to severe storm or winter weather.



SQUARES & RECTANGLES ARE PERFECT FOR:

- Playgrounds
- Pools & Waterparks
- Bleachers and Dugouts
- Tennis and Shuffleboard
- Seating & Concessions
- Hotels, Resorts, Restaurants

02 DUGOUTS



SQUARES & RECTANGLES



ENTRANCES 03



BLEACHERS 04

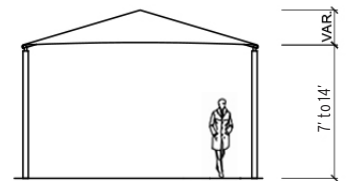


PICNIC AREAS 05



FRONT

10' to 25'

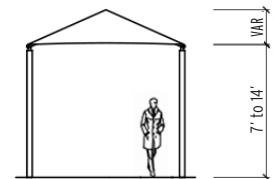


VAR.

7' to 14'

SIDE

7' to 25'

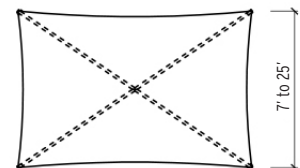


VAR.

7' to 14'

TOP

10' to 25'



7' to 25'

- 01 Forest Green canopy • Evergreen frame
- 02 Canary Yellow canopy • Jet Black frame
- 03 Desert Sand canopy • Coffee Brown frame

- 04 Forest Green canopy • Evergreen frame
- 05 Aquatic Blue canopy • Latte Tan frame

HEXAGONS & OCTAGONS

Available in 16' diameter to 60' diameter



Hexagon and Octagon designs add a whimsical 'carousel' look to your play area or other outdoor gathering place. As with all our shade products, Hexagons and Octagons are engineered to meet the International Building Code (IBC), are available in a variety of heights and sizes, and feature our patented Turn-N-Slide™ easy canopy fastening system in case removal of the canopy becomes necessary. Please refer to the Turn-N-Slide details on page 7.

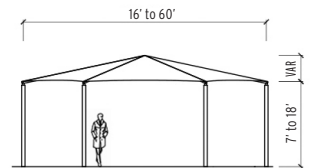
HEXAGONS & OCTAGONS ARE PERFECT FOR:

- Playgrounds
- Picnic Areas
- Concessions

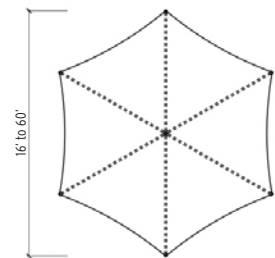
HEXAGONS



SIDE



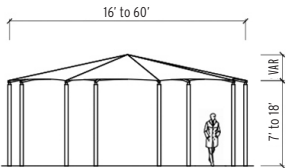
TOP



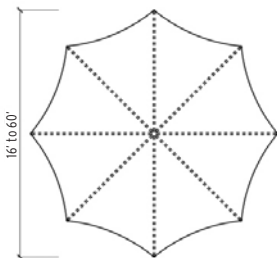
OCTAGONS



SIDE



TOP



HEXAGON 03



OCTAGON 04

- 01 Aquatic Blue canopy • Alpine White frame
- 02 Forest Green canopy • Coffee Brown frame
- 03 Rivergum Green canopy • Alpine White frame

- 04 Forest Green canopy • Evergreen frame
- 05 Silver Grey canopy • Blue Streak frame



HEXAGON 05

WRAPAROUND SINGLE CANTILEVERS

Available in a virtually unlimited range of custom sizes and shapes



01 **BLEACHERS**

Wraparound Single Cantilevers are linked together to create a continuously cool shaded space, and ingeniously engineered to keep the support posts to only one side. Especially near pools and other water activities where posts are not desirable close to the water, Wraparound Single Cantilevers provide the ideal solution for arranging seating and tables. They're also perfect as bleacher shade near sports fields for unobstructed sports viewing while enjoying cool comfort and sun protection.



WRAPAROUND SINGLE CANTILEVERS ARE PERFECT FOR:


- Pools & Waterparks
- Bleachers and Dugouts
- Seating & Concessions
- Hotels, Resorts, Restaurants

01 Light Blue canopy • Jet Black frame

02 Aquatic Blue canopy • Jet Black frame

03 Light Blue canopy • Jet Black frame



04 Desert Sand canopy • Blue Streak frame



02 **POOLS**



WRAPAROUND SINGLE CANTILEVERS



SINGLE CANTILEVERS

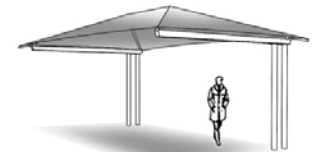
Available in sizes from 19' x 20' to 25' x 30'



01 BLEACHERS

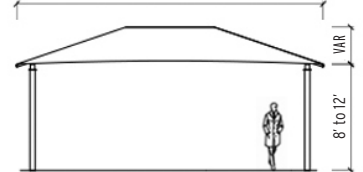
CANTILEVERS ARE PERFECT FOR:

- Bleachers
- Dugouts
- Pool Areas
- Picnic Areas
- Skate Parks
- Shuffleboard
- Seating Areas
- Tennis Courts



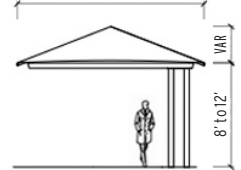
FRONT

Up to 30'



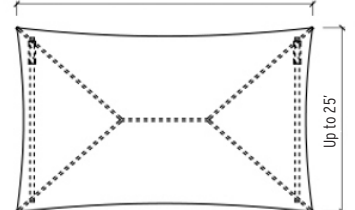
SIDE

Up to 25'




TOP

Up to 30'



02 SPLASHPADS



03 SHUFFLEBOARD

- 01 Desert Sand canopy • Blue Streak frame
- 02 Bright Red canopy • Alpine White frame
- 03 Canary Yellow canopy • Evergreen frame
- 04 Grape Purple canopy • Sunshine Yellow frame



04

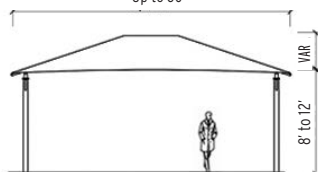
OFFSET T-CANTILEVERS

Available in sizes from 9' x 20' to 14' x 30'



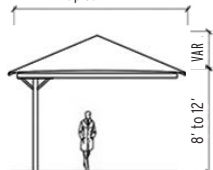
FRONT

Up to 30'




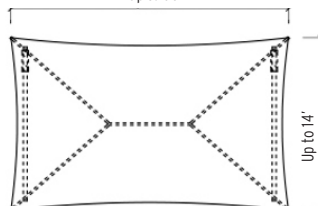
SIDE

Up to 14'




TOP

Up to 30'




PET BOARDING 05



REST AREAS 06



07



08

- 05 Desert Sand canopy • Latte Tan frame
- 06 Brick Red canopy • Gunmetal Grey frame
- 07 Aquatic Blue canopy • Jet Black frame
- 08 Stormy Grey canopy • Blue Streak frame

MONOSLOPE CANTILEVERS

Available in a virtually unlimited range of custom sizes and shapes



01 POOLS AND WATERPARKS


Monoslope Cantilevers feature roof frames that cantilever out to provide effective shade with support columns that are kept back and out of the way. Engineered to meet the stringent International Building Code (IBC), these functional structures are available in a variety heights and sizes.



- 01 Canary Yellow and Bora Bora Blue canopies • Gunmetal Grey frame
- 02 Onyx Black canopy • Coffee Brown frame
- 03 Eggshell White canopy • Latte Tan frame



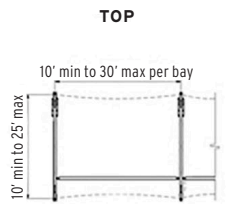
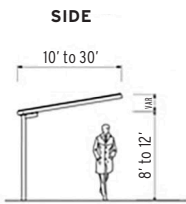
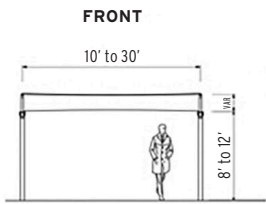
MONOSLOPE CANTILEVERS



VEHICLE PARKING 02

MONOSLOPE CANTILEVERS ARE PERFECT FOR:


- Pools & Waterparks
- Bleachers and Dugouts
- Seating & Concessions
- Hotels, Resorts, Restaurants



OUTDOOR CLASSROOMS 03

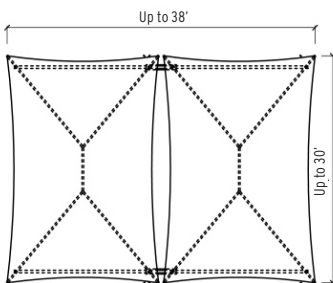
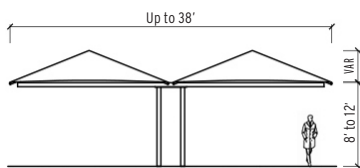
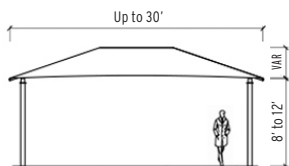
DOUBLE CANTILEVERS

Available in sizes up to 38'x 30'



CANTILEVERS ARE PERFECT FOR:

- Bleachers
- Shuffleboard
- Picnic Areas
- Skate Parks
- Pool Areas
- Tennis Courts
- Dugouts
- Seating Areas



- 01 Grape Purple canopy • Jet Black frame
- 02 Forest Green canopy • Jet Black frame
- 03 Desert Sand canopy • Blue Streak frame
- 04 Canary Yellow canopy • Jet Black frame
- 05 Rivergum Green canopy • Evergreen frame

T-CANTILEVERS

Available in sizes from 8' x 18' to 17' x 35'



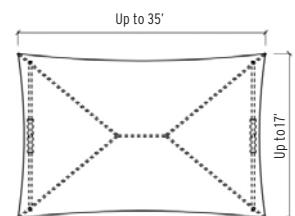
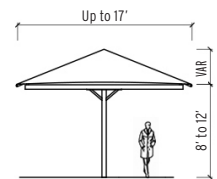
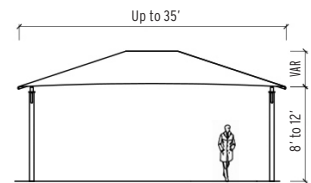
BLEACHERS 03



04



TENNIS COURTS 05



ARC CANTILEVERS

Available in sizes up to 25' x 30'



01 POOLSIDE

Arc Cantilevers feature gracefully curved roof frames that cantilever out to provide effective shade with support columns that are kept back and out of the way. Engineered to meet the stringent International Building Code (IBC), these functional structures are available in a variety of colors, heights and sizes, and feature our remarkable Turn-N-Slide™ quick-release canopy fastening mechanism in case removal of the canopy becomes necessary due to severe storm or winter weather.

ARC CANTILEVERS ARE PERFECT FOR:

- Pools & Waterparks
- Bleachers and Dugouts
- Seating & Concessions
- Hotels, Resorts, Restaurants



02 BLEACHERS



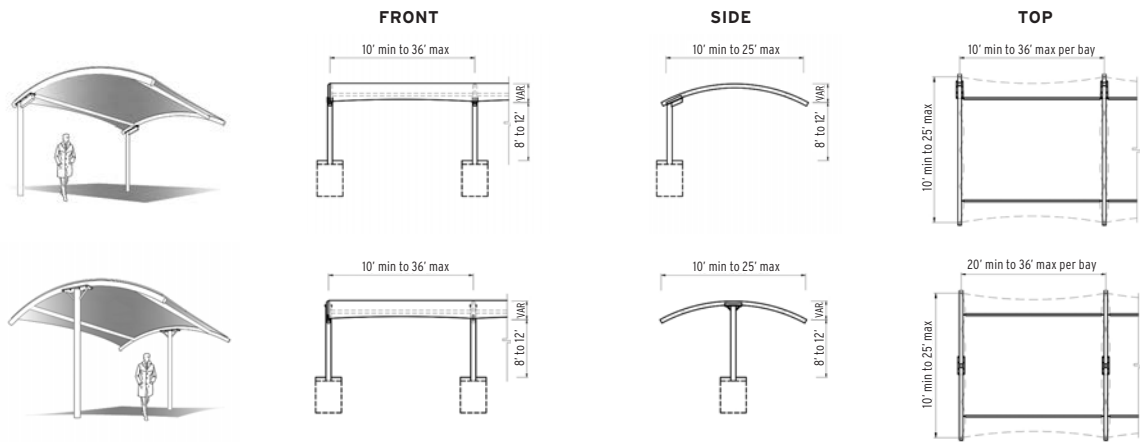
- 01 Desert Sand canopy • Coffee Brown frame
- 02 Desert Sand canopy • Jet Black frame
- 03 Light Blue canopy • Alpine White frame
- 04 Lime Green canopy • Alpine White frame
- 05 Bora Bora Blue and Canary Yellow canopies • Gunmetal Grey frame



03



WATERPARKS 04



05

'SAILS' – THE SKY'S THE LIMIT!

Available in a virtually unlimited range of custom sizes and shapes



01 PLAYGROUNDS


Our innovative 'Sails' shade designs are a clever way to cover those odd-shaped areas where possible post locations are limited or where a unique aesthetic appearance is desired. Featuring stainless steel connections and hardware for long life, 'Sails' are pre-engineered in an endless variety of imaginative configurations to add visual interest to your play structure's skyline, while protecting children from the sun's dangerous U.V. rays with up to 99% sun screening. They are equally attractive and functional over spectator seating areas, pool decks, picnic courts, outdoor amphitheaters, sports fields, concessions, or any other outdoor gathering area where protection is needed from the sun's harmful U.V. rays.



02 WATERPARKS



POOLSIDE 03



04



05

- 01 Lime Green and Grape Purple canopies • Coffee Brown columns
- 02 Aquatic Blue canopies • Gunmetal Grey columns
- 03 Light Blue and Canary Yellow canopies • Alpine White columns

- 04 Lime Green and Desert Sand canopies • Coffee Brown columns
- 05 Bora Bora Blue and Desert Sand canopies • Jet Black columns

'SAILS'


✓ ONE-POINT 'SAILS' ATTACHMENT SYSTEM

- No need to thread messy cables – each corner of the 'Sails' fabric canopy features a stainless steel bracket with just one tensioning bolt to easily attach or remove the canopy.
- Cables are permanently concealed in the hems and terminate in the stainless steel bracket – you never have to touch them!
- All cables and hardware are corrosion resistant stainless steel for maximum durability.




Scan to view the one-point 'Sails' attachment system

Insist on the Shade Systems Advantages!



Don't settle for this:





BLEACHERS 01



'SAILS' ARE PERFECT FOR:

- Playgrounds
- Pools & Waterparks
- Seating & Concessions
- Hotels, Resorts, Restaurants

- 01 Stormy Grey canopies • Blue Streak columns
- 02 Desert Sand and Rivergum Green canopies • Alpine White columns



PLAYGROUNDS AND SEATING 02

MULTI-LEVEL 'SAILS'

Available in a virtually unlimited range of custom sizes and shapes



01 **EXERCISE COURTS**

Multi-level 'Sails' go beyond even our normal 'Sails' for multiple layers of imaginative sun protection. They still feature stainless steel connections and hardware for long life, but additionally include a powder-coated steel framework to support an intricate arrangement of multiple layers of fabric to visually stun as well as provide cooling shade. Our 'Sails' systems are equally attractive and functional for shade cover over spectator seating areas, picnic courts, outdoor amphitheaters, sports fields, concessions, or any other outdoor gathering area where protection is needed from the sun's harmful U.V. rays for children and adults.



02



03

SEATING & CONCESSIONS

01 Lime Green and Aquatic Blue canopies • Jet Black frame

02 Desert Sand and Rivergum Green canopies • Alpine White frame

03 Light Blue and Desert Sand canopies • Jet Black frame

04 Eggshell White canopy • Jet Black frame




05 Aquatic Blue and Desert Sand canopies • Jet Black frame

06 Brick Red canopy • Jet Black frame

07 Desert Sand and Eggshell White canopies • Custom 'Burnt Red' frame (optional color)

08 Charcoal Grey and Grape Purple canopies • Jet Black frame

MULTI-LEVEL 'SAILS'



SHADE KITES

Available in sizes from 15' x 15' to 30' x 30'



01 SEATING & CONCESSIONS

SHADE KITES ARE PERFECT FOR:

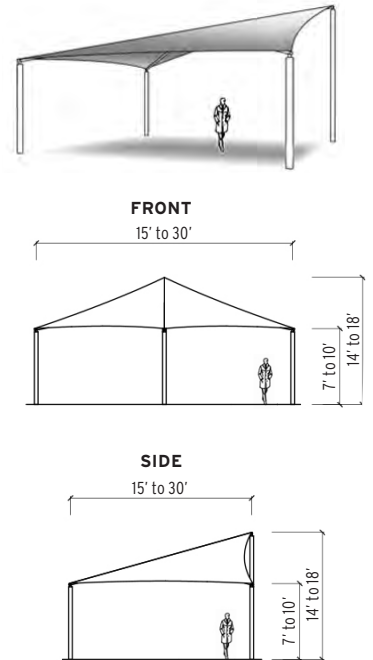
- Pool Areas
- Spraygrounds
- Playgrounds
- Seating & Concessions



SHADE KITES

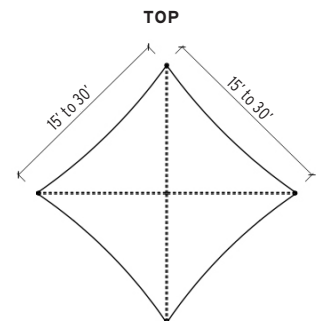


02



PLAYGROUNDS

03



Named 'Shade Kites' for their soaring sky-bound shapes, these imaginative designs are a clever variation of our popular square frame-supported shades. With one corner post twice the height of the other three, Shade Kites offer the design flexibility of orienting them tilted toward the sun for maximum shading. Typical applications include poolside, by spraygrounds, or over traditional playground equipment. Shade Kites can be purchased as a single, or connected together in groups of two, three, four, or more.

Of course, Shade Kites come standard with our patented Turn-N-Slide™ easy canopy fastening and removal system. No other shade manufacturer offers the unique combination of such a shade system design with the Turn-N-Slide canopy removal and re-attachment feature built right in! Please refer to the Turn-N-Slide details on page 7.

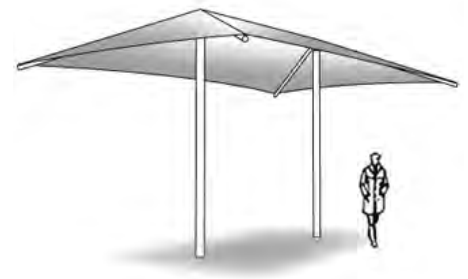
Shade Kites are available in square sizes ranging from 15'x15' to 30'x30'. Post heights vary from 7'/14' to 10'/18'. All other specifications are equivalent to our regular square frame-supported shade systems.

- 01 Optional two-tone Forest Green and Desert Sand canopies • Coffee Brown frame
- 02 Desert Sand canopy • Alpine White frame
- 03 Light Blue canopy • Alpine White frame

DOUBLE POST HIP



Our Double Post Hip is engineered to provide over 300 square feet of cooling shade with only 2 support posts. Featuring a very clean design, the Double Post Hip is perfect for poolside settings or anywhere people want to relax without worrying about dangerous exposure to the sun's U.V. rays.



SINGLE POST HYPAR



Our Single Post Hypar is a modern take on economical shading for small spaces with a stylish flair.

- 01 Bright Red canopy • Alpine White frame
- 02 Bora Bora Blue canopy • Alpine White frame
- 03 Forest Green canopy • Alpine White frame

- 04 Optional two-tone Eggshell White and Aquatic Blue canopies • Alpine White frame
- 05 Light Blue canopy • Blue Streak frame

- 06 Rivergum Green canopy • Jet Black frame
- 07 Bright Red, Canary Yellow, and Aquatic Blue canopies • Alpine White frame

SINGLE POST PYRAMID



SINGLE AND DOUBLE POSTS ARE PERFECT FOR:

- Playground Seating Areas
- Picnic Areas
- Water Parks/Pool Decks
- Concessions


Single Post Pyramids are available in 7' to 10' eave heights, and sizes ranging from 8'x8' to 20'x20'. And they feature our patented Turn-N-Slide™ easy canopy fastening mechanism built right in, making removal of the canopy for the winter season or in case of severe storm a breeze! Please refer to the Turn-N-Slide details on page 7.

Single Post Pyramids are cleverly engineered with just one central support post, making them ideal for smaller shaded areas.

All Single Post shade systems feature our remarkable CoolNet™ shade fabric in a variety of colors for maximum air cooling and protection from up to 99% of the sun's dangerous U.V. rays.

Single Post Pyramids are available in sizes up to a generous 20' x20'.

SINGLE POST UMBRELLA



Our Single Post Umbrella is available in 7' and 8' eave heights, and 16' to 25' diameter sizes. (Note: Turn-N-Slide™ not available with Umbrellas.)

OFFSET SINGLE POST PYRAMID



01 PICNIC AREAS



02

Offset Single Post Pyramids are cleverly engineered with just one offset support column positioned to one side, thereby allowing for unobstructed circulation and efficient arrangement of seating underneath.




Our patented Turn-N-Slide™ easy canopy fastening mechanism is built right into all Offset Single Post Pyramids, making removal of the canopy for the winter season or in case of severe storm a breeze! Please refer to the Turn-N-Slide details on page 7.

All Offset Single Post Pyramids feature our remarkable CoolNet™ shade fabric in a variety of colors for maximum air cooling and protection from up to 99% of the sun's dangerous U.V. rays.

Offset Single Post Pyramids are available in sizes up to a generous 20' x 20'.



03



04

WATERPARKS

01 Lime Green, Aquatic Blue canopy • Latte Tan frame

02 Navy Blue canopy • Jet Black frame

03 Desert Sand canopy • Crimson Red frame

04 Light Blue canopy • Alpine White frame



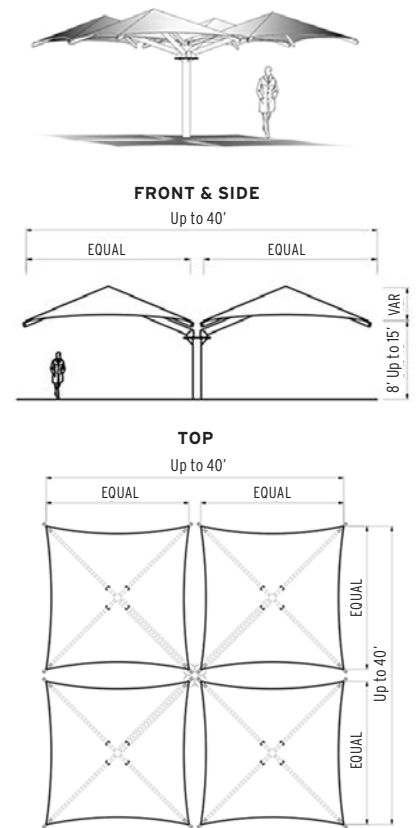
SINGLE POST PYRAMID : QUAD



SEATING & CONCESSIONS 01

Single Post Quad Pyramids are cleverly engineered with just one central post supporting multiple canopies, making them ideal for smaller shaded areas. They're perfect for waterparks and pools, seating by the playground, and concession areas. Individual fabric canopies are available in sizes up to a generous 20' x 20'.

All Single Post shade systems feature our remarkable CoolNet™ shade fabric in a variety of colors for maximum air cooling and protection from up to 99% of the sun's dangerous U.V. rays. Plus, removal and re-attachment of the canopy is a breeze, since our innovative Turn-N-Slide™ quick-release canopy fastening system is built right in!



- 01 Aquatic Blue canopy • Latte Tan frame
- 02 Brick Red and Stormy Grey canopies • Jet Black frame
- 03 Navy Blue canopy • Alpine White frame

SINGLE POST PYRAMID : DOUBLE



02



RESTAURANTS 03

SHADE WALKS

Available in sizes 8' x 15' and up



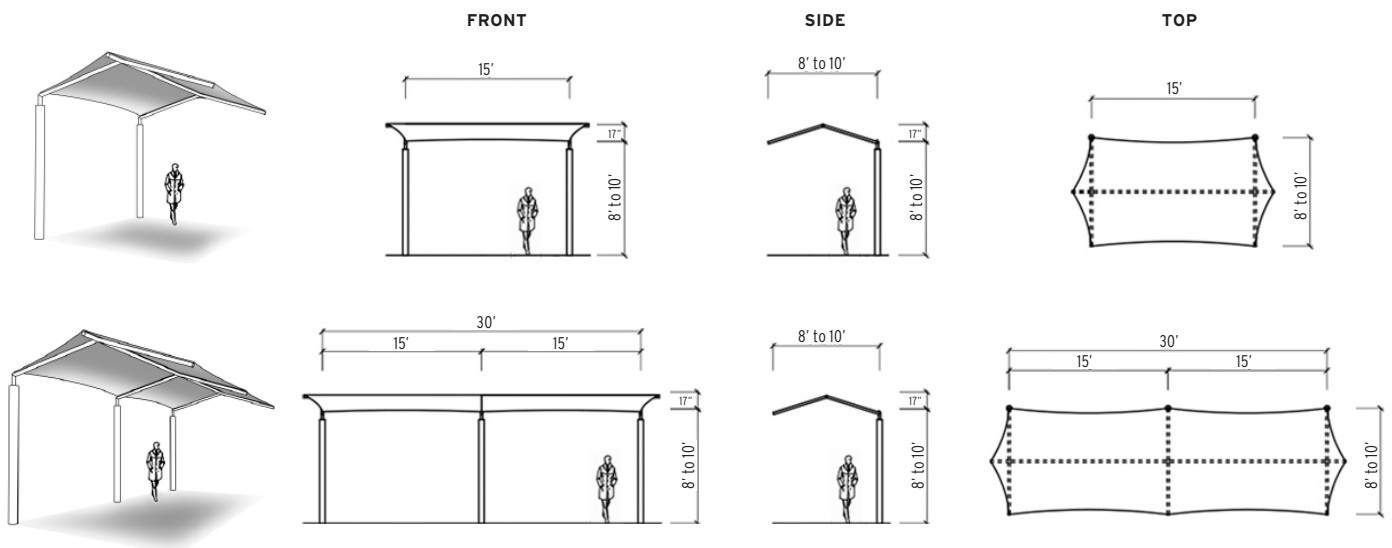
01 BLEACHERS

Ideal for applications such as walkways, dugouts, or seating, where it is desirable to keep the support posts only to one side of the shade cover, our innovative Shade Walk designs are engineered to provide maximum shade with the fewest possible post obstructions.

Available in a variety of vibrant fabric colors, the remarkable CoolNet™ canopy screens up to 99% of the sun's harmful U.V. rays, and adds architecturally pleasing color to any location. Please refer to page 48 and 49 to see fabric and metal color choices. Note that metal components are available in additional custom colors as well.

SHADE WALKS ARE PERFECT FOR:


- Pools & Waterparks
- Bleachers and Dugouts
- Tennis and Shuffleboard
- Parking Areas
- Seating & Concessions





BOCCE BALL COURTS 02

The Shade Walk is available in a variety of heights, lengths, and overhangs, all featuring our patented Turn-N-Slide™ easy canopy fastening system built right in! Whether it is for the winter season or an approaching hurricane, the Turn-N-Slide makes removing and re-attaching your canopy a breeze! Please refer to the Turn-N-Slide details on page 7.



03




04



- 01 Lime Green canopy • Alpine White frame
- 02 Brick Red canopy • Latte Tan frame
- 03 Aquatic Blue canopy • Jet Black frame
- 04 Forest Green canopy • Latte Tan frame

TORNADO® SHADES

Available in 16' and 20' widths



Shade Systems Tornadoes® Make Your Site Spectacular!

Day & Night



01 RIVER WALKS



The Tornado® is one of our most stunning shade structures with sculpture-like appeal across a broad spectrum of environments where shade is needed but in an aesthetically-appealing style.

Gracefully arching steel piping arms radiate outward from a curved central support column to create a 5-point tensioned shade canopy which makes a bold architectural statement about its determination to shade stylishly. Available with electrical accommodations for beautiful fabric shade structures with night lighting (see page 46 for details).

- 01 Eggshell White canopy • Jet Black frame
- 02 Eggshell White canopy • Blue Streak frame
- 03 Lime Green and Aquatic Blue canopies • Jet Black frame
- 04 Eggshell White canopy • Blue Streak frame



TORNADO® SHADES

Available in 16' and 20' widths



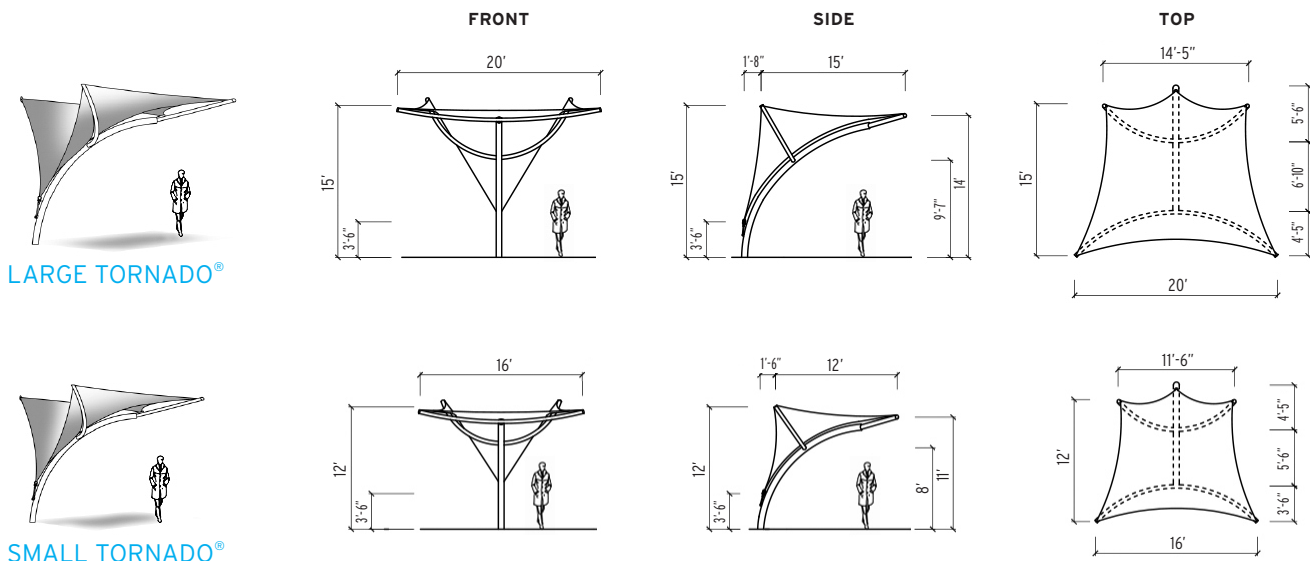
01 PLAYGROUNDS

The Tornado® can be used individually to shade smaller areas such as seating and tables, or as a grouping of Tornado shades shown in the example above. Arranged in a circular fashion, a Tornado series creates a gathering place with a sense of community for families to meet and rest under cool shade.

The Tornado is available with electrical accommodations for beautiful fabric shade structures with night lighting (see page 46 for details) to allow for evening gatherings and security.

TORNADO® SHADES ARE PERFECT FOR:

- Seating & Concessions
- Hotel & Resorts
- Restaurants



ROOFTOP 02



WALKWAYS 03



AVAILABLE WITH NIGHT LIGHTING

(SEE PAGE 46 FOR DETAILS)



04

Of course, The Tornado® features our remarkable CoolNet™ shade fabric in a variety of colors for maximum air cooling and protection from up to 99% of the sun's dangerous U.V. rays. Plus, removal and re-attachment of the canopy is a breeze with our simple stainless steel fastening features built right in!

- 01 Lime Green and Grape Purple canopies • Alpine White frame
- 02 Canary Yellow canopy • Jet Black frame
- 03 Eggshell White canopy • Blue Streak frame
- 04 Eggshell White canopy • Blue Streak frame



PARKING AND VEHICLE PROTECTION




Shade Systems canopies are perfect for car parking applications as our remarkable CoolNet™ shade fabric keeps automotive interiors comfortably cool. The temperature in an unshaded car under the summer sun can rise to over 150 degrees, but a shaded car's interior temperature can be 60 degrees lower! Our canopies can also protect vehicles from costly hail damage.

Popular designs for car parking include our Mega Spans and Cantilevers. Our patented Turn-N-Slide™ easy fastening system comes standard, making Shade Systems products the most user-friendly shade structures on the market when it comes time to remove the canopies! Please refer to the Turn-N-Slide details on page 7.

And all this convenience and quality is backed up by the most comprehensive warranty coverages in the industry: 20 years against rust-through corrosion on structural steel members, 10 years against deterioration on CoolNet shade fabrics and thread, and an additional 10 year warranty on the Turn-N-Slide easy fastening mechanism and stainless steel cables.

Call Shade Systems today for our separate parking brochure and more information on how we can help you provide car parking shade that looks good, protects vehicles, and is designed to last.





CAR DEALERSHIP 04



05



06



HOUSING 07



08

SHADE SYSTEMS PRODUCTS ARE ENGINEERED FOR DURABILITY

Here are just a few of our rigorous specification highlights,
with more information shown starting on page 50:

- All stainless steel hardware and cables for maximum corrosion resistance
- All metal components feature our proprietary in-house pre-treatments and powder-coat finishes for maximum adhesion and colorfastness
- CoolNet™ shade fabric canopies are the heaviest of their kind and lock-stitched for strength

01-03 Desert Sand canopy • Alpine White frame • Total shade coverage: Approx. 180,000 s.f.

04-05 Silver Grey canopy • Jet Black frame

06 Light Blue canopy • Alpine White frame • Total shade coverage: Approx. 115,000 s.f.

07 Light Blue canopy • Alpine White frame

08 Onyx Black canopy • Coffee Brown frame


09 Turn-N-Slide™ system for easy canopy removal! See details on page 7.



09



Scan to view our online
Vehicle Protection catalog



01




02

NIGHT LIGHTING IS PERFECT FOR:

- Boardwalks and Riverwalks
- Restaurants and Resorts
- Parking Areas
- Event and Gathering Areas
- Evening Sports

03 BOARDWALKS





POOLSIDE 04

Shade Systems fabric canopies and structures are available with night lighting options custom designed into steel columns or rafters for easy access to wiring.

The same shade canopies used to protect visitors from the sun's harmful U.V. rays during the day can also light and secure areas for night time games, create inviting environments for evening strolls along a boardwalk, illuminate gathering areas for events, or provide safety and high visibility in parking areas.

- 01 Eggshell White canopy • Jet Black frame
- 02 Light Blue canopy • Coffee Brown frame
- 03 Navy Blue, Aquatic Blue, Desert Sand, and Eggshell White canopies • Alpine White columns

- 04 Aquatic Blue and Desert Sand canopies • Jet Black frame
- 05 Night lighting options custom designed into steel columns or rafters for easy access to wiring (lighting fixtures by others)
- 06 Navy Blue canopies • Alpine White frame



05




RESTAURANTS 06

COOLNET™ CANOPY FABRIC COLORS



CoolNet™ has been specifically developed as a very strong and durable U.V. protection fabric for use with Shade Systems™ outdoor structures. Our canopy fabrics combine maximum sun protection with strength and durability to ensure maintenance-free exterior performance.



Color	Weight		% Shade Factor (Approx)	% UVR Block (Approx)
	(g/m²)	(oz./s.f.)		
Canary Yellow	340	1.11	78	93
Oyster Grey	340	1.11	80	92
Lime Green	340	1.11	88	91
Fire Orange	340	1.11	81	92
Blizzard Blue	340	1.11	87	93
Grape Purple	340	1.11	88	91
Desert Sand	340	1.11	86	93
Lagoon Blue	340	1.11	90	94
Bright Red	340	1.11	80	90
Barley Brown	340	1.11	89	94
Silver Grey	340	1.11	90	92

Color	Weight		% Shade Factor (Approx)	% UVR Block (Approx)
	(g/m²)	(oz./s.f.)		
Light Blue	340	1.11	91	94
Navy Blue	340	1.11	93	94
Rivergum Green	340	1.11	90	94
Forest Green	340	1.11	93	94
Stormy Grey	340	1.11	95	97
Aquatic Blue	340	1.11	88	92
Charcoal Grey	340	1.11	94	94
Mocha Brown	340	1.11	94	96
Eggshell White	340	1.11	78	94
Bora Bora Blue	340	1.11	90	93
Brick Red	340	1.11	91	92

BASE MATERIAL

High-density polyethylene (HDPE), UV-stabilized.

CONSTRUCTION

Monofilament and tape knitted lock stitch construction producing a fabric that will not tear or fray if cut.

WARRANTY

10 year fabric warranty against UV degradation.

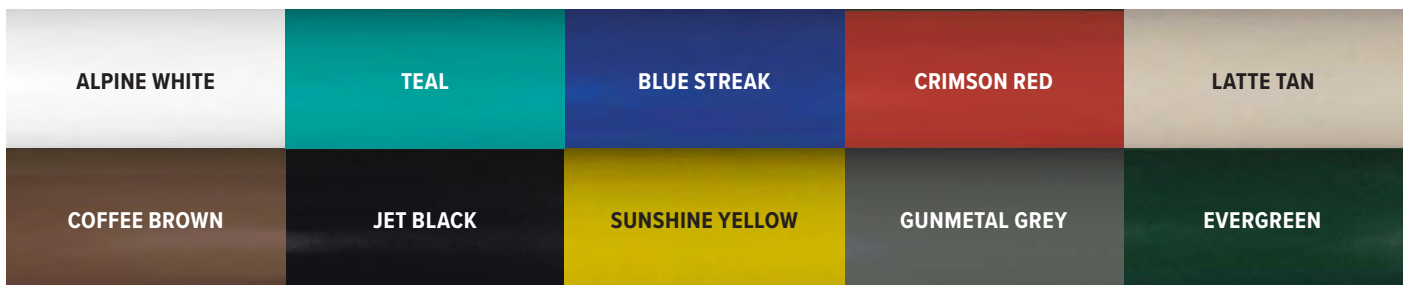
POSTS PADS



Shade Systems' protective padding is ideal for cushioning accidental bumps by young and old against our steel posts. Available in a variety of colors to match our standard powder-coat colors and sizes to fit all our structural posts, pads consist of exterior grade foam filler encased in high-gloss easy-to-clean flame-retardant vinyl. All pads are 6' high and fastened to posts with heavy-duty all weather plastic zippers.



METAL POWDER-COAT COLORS



All steel tubing components are manufactured with a bright and durable polyester powder-coated finish. Standard powder-coat colors are shown above, with many optional custom colors available upon request.

PPG Envirocron™ Ultradurable powder coatings are used to provide a combination of excellent physical and chemical resistance properties, outstanding resistance to outdoor weathering, and a durable and uniform final coat.

Actual canopy fabric and metal colors may vary from representations shown on these pages.

Sample canopy fabric swatches and metal color chips are available upon request.

SPECIFICATIONS & WARRANTY



GENERAL: Shade Systems™ products are designed and manufactured to the most exacting specifications by skilled craftsmen, and certified by Professional Engineers for structural soundness of designs. All Shade Systems products are shipped knocked-down, with complete assembly instructions, and ready for easy in-field installation.

MATERIAL: All materials shall be structurally sound and appropriate for safe use. Product durability shall be ensured by the use of corrosion-resistant metals such as stainless steel, and coatings such as zinc-plating, galvanizing, and powder-coating on steel parts. Fabrics used shall be treated with UV-stabilizers for longevity, and flame retardants for safety.

WELDMENTS: All tubing members are factory-welded by Certified Welders to American Welding Society (AWS) specifications and to the highest standards of quality workmanship. Weldments are finished with a zinc-rich galvanized coating. No field welding is required in the assembly of Shade Systems products.

POSTS, STRUCTURAL FRAME TUBING, AND HARDWARE:

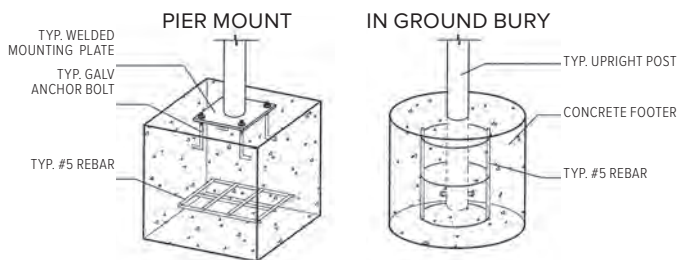
All tubing used shall be cold-formed and milled per ASTM A-135 and ASTM A-500. Material testing is in accordance with ASTM E-8. Minimum yield is 40,000 psi with a minimum tensile strength of 45,000 psi on all posts.

All pre-galvanized tubing shall be pre-cut to appropriate lengths, and all outside surfaces shall be galvanized, with an interior corrosion-resistant zinc-rich coating. Where required for larger size structures, tubing and support pipes shall be black steel. All fastening hardware shall be stainless steel.

POLYESTER POWDER COATING PROCESS: Entails a 7-step process where all metal parts are sandblasted, mechanically smoothed, completely cleaned including using a liquid detergent iron phosphate, surfaces sealed using a reactive non-chrome sealer, coastal primer applied, and finally PPG Envirocron™ Ultradurable powder coatings applied to provide a combination of excellent physical and chemical resistance properties, outstanding resistance to outdoor weathering, and a durable and uniform final color finish. Colors shall be specified. Please refer to separate specifications for additional details.

FOOTING DESIGNS: Footings shall be designed per stringent International Building Code (IBC) for the specific structure. Columns will be provided as standard direct embedment or optional pier mount (anchoring hardware not supplied by Shade Systems). Other footing methods are available upon request.

NOTE: Recommended footing dimensions vary by structure size, height, and local soil conditions. Rebar shown not included.



ROOFING:


Structural frames are designed by Shade Systems for use only with CoolNet™ polyethylene knitted shade fabric canopy. Canopy is attached to frame using vinyl covered minimum 1/4" diameter stainless steel cables, pre-cut to fixed lengths with ends looped at the factory and pre-inserted into canopy hems. A separate cable is provided for each side of the structure for precision tensioning and ease of installation. Cable fasteners are zinc-plated copper for maximum corrosion resistance. Continuous one-piece cables, cables which are not independent per side and pre-looped and clamped at the factory, and/or cables which must be tensioned with the use of turnbuckles, come alongs, or tools not provided by the manufacturer are not acceptable.

ENGINEERING DATA:

Structures are engineered to meet or exceed the International Building Code (IBC) and the following specifications:

Wind speed: 150 m.p.h. (Frame only)
90 m.p.h. (Frame w/canopy)
Live Load: None
Snow Load: None

Above reflect standard engineering specifications, with optional higher wind speeds, live loads, and snow loads available upon request.



TURN-N-SLIDE™ EASY FASTENING SYSTEM:

(U.S. Patent No. 6,814,094): Each Shade Systems frame-supported product shall include the Turn-N-Slide™ easy fastening system at ALL rafter corners. This device consists of an adjustable sleeve with welded hook and concealed internal tensioning mechanism which makes attachment, removal, and re-attachment of the CoolNet™ fabric canopy fast and easy. In case of inclement weather, winter snow, or other condition which necessitates removal and later re-attachment of the CoolNet fabric canopy, the Turn-N-Slide is used to relax the cables holding the CoolNet fabric canopy in place, facilitating removal and storage of the canopy. When the canopy is re-attached to the Turn-N-Slide hooks via its cables, they are tensioned by turning the concealed fastening mechanism in the rafter. Access to the mechanism is restricted by use of a machined aluminum cap cover secured with stainless steel vandal-resistant hex-pinned hardware. A special vandal-resistant wrench is provided to the customer with each frame-supported product for accessing the Turn-N-Slide as well as an instructional video on electronic media.

‘SAILS’ FASTENING SYSTEM:

CoolNet shade fabric shall be delivered complete with fastening system pre-installed. Fastening system to consist of factory-formed stainless steel tensioning plates pre-attached to fabric canopies at each corner, and cables per the above hemmed into the fabric at the factory and terminating in the bracket. Posts shall be equipped with an adjustable 360-degree swivel and pivot attachment mechanism to which the tensioning plate fastens. Tensioning plate includes a stainless steel adjustment bolt which, when turned, tensions the fabric for a taut fit. Fabrics, cables, and brackets which are not pre-assembled at the factory are not acceptable. Cables which attach to posts with u-bolts or ‘S’ hooks, and which do not use a stainless steel bracketing system similar to the above are not acceptable.

COOLNET™ SHADE FABRIC:

Knitted of monofilament and tape construction high density polyethylene with Ultra Violet (U.V.) stabilizers and flame retardant. UV-Block Factor varies by standard color offered from 91% to 99.1%.

Flammability:

CoolNet™ shade fabrics are treated with fire retardants, and meet the most stringent Fire Standards for shade fabrics including CSFM 1237.1 and NFPA 701 across all color variants.



Nominal Thickness:	0.057 inches
Fabric Mass:	Min 340 g/m2
Light Fastness:	7-8 (Blue Wool Scale)
Weather Fastness:	4-5 (Grey Scale Test)
Tear Resistance:	Warp 210N • Weft 276N
Breaking Force:	Warp 786N • Weft 2494N
Bursting Pressure:	Mean 3500kPa
Bursting Force:	Mean 2146N

All hems and seams are double row lock stitched using exterior grade UV-stabilized polyethylene GORE™ TENARA® sewing thread (GORE™ and TENARA® are trademarks of W. L. Gore & Associates).

WARRANTY INFORMATION:

Shade Systems, Inc. warrants that the equipment sold will conform in kind and quality to the specifications listed in the Order Acknowledgment and will be free of defects in workmanship or materials. Shade Systems further warrants:

LIMITED 20 YEAR WARRANTY: on all upright posts and support structure frames against failure due to rust-through corrosion.

LIMITED 10 YEAR WARRANTY: on all CoolNet™ fabrics and stitching thread against degradation, cracking or material breakdown resulting from ultra-violet exposure, as well as on Turn-N-Slide fastening device and stainless steel cables. This warranty excludes failure of fabric or threads due to chemical erosion, and also excludes post pads.

LIMITED 1 YEAR WARRANTY: for failure of any other product or part not covered by one of the above warranties.

All above warranties commence on the date of the Seller's invoice. Please ask for a copy of our complete Limited Warranty for additional details, limitations, and other important warranty information, or go to www.shadesystemsinc.com.

TERMS & CONDITIONS:

Pricing: Prices do not include delivery and installation charges and are subject to change without notice.

Terms: To tax supported institutions and those with established credit, Net 30 days from date of invoice, 1.5% per month thereafter; freight charges are prepaid and added to invoice.

To all others: payment in advance.


Taxes: Prices shown do not include any applicable taxes.

Delivery: Delivery of products is by common carrier, with truck unloading the responsibility of the customer. Should there be damages or shortages, notify carrier at once and sign the delivery receipt noting the damages or shortages. Should it be necessary, we offer the service of filing freight claims for customers. We will need the original freight bill showing the shortage or damage and the signature of the driver.

Due to continuous product development and improvement, Shade Systems reserves the right to change specifications contained herein at any time without notice.



See page 26 for 'SAILS'



See page 10 for MULTI-PANEL MEGA SPANS



See page 37 for SINGLE POST PYRAMID QUAD



See page 40 for TORNADO® Shades



Scan to view our online catalog

**Shade
systems™**

Shade Systems, Inc.
4150 S.W. 19th Street
Ocala, Florida 34474

Toll Free: 1-800-609-6066
Local: 352-237-0135
Fax: 352-237-2256

Email: info@shadesystemsinc.com
Web: www.shadesystemsinc.com



See page 30 for MULTI-LEVEL 'SAILS'